

National Availability Guide

Published May 2023

Laminex®



SURROUND
by Laminex™

-FUSION™

trade essentials®

HI-MACS®
Acrylic Solid Surface

essastone®

We've got surfaces covered

This comprehensive guide to our range of brands and products has been designed to make specifying and ordering faster and easier for you.

Laminex has been a proud Australian manufacturer for over 85 years, having grown from a tin shed in Melbourne to now having multiple large-scale manufacturing plants in cities and country locations right around Australia.

Laminex is dedicated to keeping manufacturing local, investing in industry skills growth as well as supporting communities and our industry. Through innovation and a strong belief in Australian Made, Laminex continues to invest in new technology to produce locally made products with a focus on sustainable business practices.

The information in this document is provided as a guide only, does not constitute professional advice and its use in any respect is strictly at your own risk. While every effort has been made to ensure the accuracy of this information, Laminex cannot be held responsible for any errors, omissions or defects. The reader must make their own enquiries and satisfy themselves as to the suitability of the information for their particular project or application. To the extent permitted by law, Laminex disclaims all liability (including liability for negligence) for all loss, damage, liability or claim resulting from the use of the information provided in this document.

This document does not substitute for the information in our product literature (including the TDS and Care & Maintenance manual available on our website). Laminex reserves the right to make changes to this document at any time without notice. Copyright in this document is owned by Laminex Group Pty Limited (Laminex). All rights reserved. Except as permitted by law, no part of this document may be photocopied, published, adapted, broadcast, transmitted, recorded or reproduced in any form or by any means, without the prior written permission of Laminex.

Published May 2023. Copyright © 2021 Laminex Group Pty Limited





How to use this guide:

Recommended products for a desired application

All the brands and ranges in the guide with clickable links.

A simplified view of all the products and finishes available for each colour.

Product codes, pack sizes and an indication of stocking.

Quick Tips:

See an icon?

Click on, to go there:



Specifier



Trade



Go Back



Contents



Product Guide

Know your colour?

Simply hit **CTRL/CMD F** and then type in the colour in the search field.

Ready to order?

Just click on the product code and it will take you straight to that product on the product order page at laminex.com.au.

Product Application Guide



PRODUCT	PRE-LOCK UP			POST LOCK UP										
	WALL BRACING	SUB-FLOORING	FORMWORK	WALL & CEILING LININGS	STRUCTURAL SHELVING & JOINERY	JOINERY SUBSTRATE MATERIALS	DECORATIVE SHELVING & JOINERY	BENCHTOPS	SPLASHBACKS	SINKS & BASINS	COMMERCIAL WET AREA FURNITURE	DESKTOPS & TABLETOPS	LOOSE FURNITURE SUBSTRATE & CRAFT PRODUCTS	
Decorated MDF				LX			LX, FM						LX, FM	
Decorated MDF FR				LX										
Decorated Particleboard							LX, FM						LX	
Laminate					TE			LX, FM	LX, FM				LX, FM	
Compact Laminate							LX	LX			LX	LX		
Metaline				LX					LX					
Aquapanel				LX										
Primed MDF Wall Panelling				SR										
MDF Mouldings				TE										
Acrylic Solid Surface								HM	HM	HM	HM	HM	HM	
Engineered Stone								ES	ES				ES	
Composite Solid Surface								FS	FS				FS	
White MDF					TE								TE	
Raw MDF					TE								TE	TE
White Particleboard					TE								TE	
Raw Particleboard					TE									
PVC Panels					TE									
Particleboard Flooring		TE												
Plywood - Decorative				TE										
Plywood - Non Structural	TE													
Plywood - Structural	TE	TE	TE										TE	

LEGEND: LX Laminex FM Formica SR Surround by Laminex FS Fusion TE Trade Essentials HM HI-MACS ES Essastone



Contents



Laminex	7	Metaline	17	Minerals	29	Trade Essentials	35
Whites & Neutrals	9	Metallic	17	Patterns	30	Product Matrix	36
Woodgrains	10	Cut to Size Options	17	Accents	30	HI-MACS	37
Minerals	12	Doors & Panels	18	Cut to Size Options	30	Acrylic Solid Surfaces	38
Accents	14	Benchtops	21	Surround by Laminex	31	Sinks and Basins	40
Profiled Cabinetry Sheets	15	Partitioning	24	Decorative Wall Panelling	32	Essastone	41
Aquapanel	16	Formica	25	Fusion	33	Engineered Stone	42
Chem Resistant	16	Whites & Neutrals	27	Composite Solid Surfaces	34		
Magnetic	16	Solids	28				
Specialty Compact	17	Woodgrains	28				

Laminex	44	Aquapanel	74	Surround by Laminex	86	Plywood	95
Decorated MDF	46	Additional Edging	75	Decorative Wall Panelling	87	Laminate HPL	97
Decorated Particleboard	58	Made-to-Measure	78	Fusion	88	Edging	97
Laminate (HPL)	61	Formica	79	Composite Solid Surfaces	89	Other	97
Cut to Size Options	69	Laminate (HPL)	81	Trade Essentials	90	HI-MACS	98
Compact Laminate	70	Metallic	82	Particleboard Flooring	91	Acrylic Solid Surfaces	99
Chem Resistant	72	Cut to Size Options	82	Raw Particleboard	91	Sinks and Basins	101
Magnetic	72	Decorated MDF	83	White Particleboard	92	Accessories	101
Metaline	72	Decorated Particleboard	85	Raw MDF	93	Essastone	102
Metallic	72	Easy Fit Benchtops	85	White MDF	94	Engineered Stone	103
Profiled Cabinetry Sheets	73						



Specifier Section

The complete guide of products and finishes available for each colour.

Laminex	7	Metaline	17	Minerals	29	Trade Essentials	35
Whites & Neutrals	9	Metallic	17	Patterns	30	Product Matrix	36
Woodgrains	10	Cut to Size Options	17	Accents	30	HI-MACS	37
Minerals	12	Doors & Panels	18	Cut to Size Options	30	Acrylic Solid Surfaces	38
Accents	14	Benchtops	21	Surround by Laminex	31	Sinks and Basins	40
Profiled Cabinetry Sheets	15	Partitioning	24	Decorative Wall Panelling	32	Essastone	41
Aquapanel	16	Formica	25	Fusion	33	Engineered Stone	42
Chem Resistant	16	Whites & Neutrals	27	Composite Solid Surfaces	34		
Magnetic	16	Solids	28				
Specialty Compact	17	Woodgrains	28				

To view this section online, please visit laminex.com.au/specifier

Please scan code for further information on our ranges.



Laminex®



SURROUND
by Laminex™

-FUSION™

trade essentials®

HI-MACS®
Acrylic Solid Surface

essastone®

Design for life.

Laminex® has been part of Australian life for more than 85 years. Our commitment to design, innovation, quality and sustainability endures. That's why we continue to produce a beautifully curated collection of decorative surfaces. They're perfect for a wide range of styles and applications, and are designed to stand up to the rigours of everyday life.

Navigating the range	8	Specialty Compact	17
Whites & Neutrals	9	Metaline	17
Woodgrains	10	Metallic	17
Minerals	12	Cut to Size Options	17
Accents	14	Doors & Panels	18
Aquapanel	16	Benchtops	21
Chem Resistant	16	Partitioning	24
Magnetic	16	Profiled Cabinetry Sheets	15



A proud
Australian
manufacturer

For more information visit: laminex.com.au





Colour Selections

The Laminex Colour Collection is a timeless palette inspired by the colours from nature.



Whites & Neutrals

Featuring classic shades of white, organic mid-tone neutrals and a selection of darker tones from intense charcoals to black.



Woodgrains

Reflecting the authentic textures and tones of solid timbers, from cool and neutral grey tones through to light and dark warm tones.



Minerals

Inspired by the textural beauty of natural stone and concretes, featuring marble designs, aggregates in quartz and terrazzo styles and raw concretes.



Accents

An evolving palette that reflects shifting design trends, from muted bolds to brilliant brights, patterns and metallics.

Finish Selections

Laminex finishes are designed to add dimension and tactility to spaces.

AbsoluteGloss	A premium, ultra-glossy, reflective finish with a mirror sheen.
AbsoluteMatte	A premium, super-matte, intriguingly tactile and fingerprint resistant finish.
Carbide	A subtle textured finish with a soft sheen.
Chalk	A low gloss, tactile finish with the look and feel of a raw veneer.
DiamondGloss	A high gloss, smooth touch finish.
Flint	A subtle, textured finish with a soft sheen.
Gloss	A high gloss, smooth touch finish akin to a whiteboard surface.
Metallic	A real metal surface designed for special effects on vertical surfaces.
Natural	A durable, low sheen, smooth touch finish.
Nuance	A matte and gloss combination with a linear, sandblasted woodgrain effect.
Paper	A textured, organic finish made from 30% reclaimed material, with the handmade appearance of recycled paper.
Plex	A low gloss finish with a textile effect.
PureGrain	A luxurious matte finish with a delicate woodgrain texture for a beautiful, organic painted wood effect.
Silk	A sleek, semi-gloss, smooth touch finish.

Product Selections

Laminex is a proud Australian manufacturer. Our products combine modern design with resilient materials.

Laminate (HPL)

A thin, highly resilient and versatile surface mostly adhered to a thicker substrate to make laminate benchtops or wall panels. Postformable laminates can be moulded to a radius for seamless benchtops and curved designs.

Compact Laminate

A robust, moisture resistant, self-supporting panel with high scratch, wear, stain and impact resistance. Often specified for its toughness and serviceability in demanding environments.

Decorated MDF

A mainstay of interior joinery due to its versatility and resilience to wear. It's also easy to clean and unlike natural veneers and other materials, it resists fading. Matching edging is available.

Decorated Particleboard

A cost effective solution in project design and construction, often used as commercial wall cladding or in retail and office fit-outs as workstations and office furniture. Matching edging is available.



CHECK WEBSITE FOR CURRENT AVAILABILITY AND LEADTIMES

RANGE	PRODUCT TYPE		LAMINATE HPL				DECORATED MDF																STRUCTURAL MDF			DECORATED PB					DEC FR MDF GRP 2		COMPACT LAMINATE				EDGING			
	SHEET SIZE (MM)		3595 x 1395	3600 x 750	3600 x 1200	3600 x 1500	2400 x 1200						2400 x 1800		3600 x 1200				3600 x 1800		3600 x 1800			2400 x 1200	2400 x 1800	3600 x 1800			2400 x 1200	3600 x 1200	3600 x 1500	3660 x 1830	STANDARD BOARD (1MM)	LARGE FORMAT (2MM)	INVISIEDGE ABS EDGING					
	THICKNESS (MM)		0.7	0.7	0.7	0.7	7.5	9	12	16	18	25	18	25	16	18	25	16	18	18	25	32	16	25	18	25	33	12	18	13	13	18 MTO								
	SUBSTRATE		PF	PF	PF	NON PF	PF	STD E0	MR E0	MR E0	MR E0	MR E0	MR E0	STD E0	STD E0	MR E0	MR E0	MR E0	MR E0	MR E0	MR E0	MR E0	MR HD E0	MR E0	MR E0	MR	MR E0	MR E0	MR E0	MR E0	FR	FR	NS	NS	NS					
	FACE		SS	SS	SS	SS	SS	DS	DS	DS	DS	DS	SS	DS	DS	DS	DS	DS	SS	DS	SS	DS	DS	DS	DS	DS	DS	DS	DS	DS	DS	DS	DS	DS	DS					
	COLOUR DESCRIPTION		CODE																																					
WHITES & NEUTRALS	Pearl Grey	336		NT	NT								F, NT	F																					✓					
	Peruvian Clay	388		NT	NT								NT	NT																					✓					
	Pewter	329		NT	NT	AM	NT						F	AM, F	AM																				✓	✓				
	Polar White	205	DG	NT	NT	AM	NT, NU						F, NT, NU, PG, SK	AG, AM, F, NU, PG, SK	AG, AM		F	F	NT	AG, F	AG			NT	NT	NT	F		F	F	F	NT	NT	AM	NT	NT	✓	✓	✓	
	Porcelain Blush	149		NT	NT		NT						NT	NT																						✓				
	Possum	5343		NT	NT		NT						NT	NT																						✓				
	Pumice	322		NT	NT		NT						F	F																					✓					
	Raw Cotton	141		NT	NT		NT						NT	NT																						✓				
	Sarsen Grey	320		NT	NT		NT						F, NT, SK	F, SK																						✓				
	Seed	5344		NT	NT		NT						NT	NT																						✓				
	Spinifex	8539		NT	NT	AM	NT						NT	AM, NT	AM										NT	NT	NT									✓	✓	✓		
	Stormcloud	140		NT	NT	AM	NT						F	AM, F	AM																				✓	✓				
	Super White	052	DG	NT	NT		NT						F	F																					✓					
	Surf	7923		NT	NT	AM	NT						NT, SK	AM, NT, SK																					✓	✓				
	Terril	2297		NT	NT	AM	NT						F, PG	AG, AM, F, PG	AG, AM		F	AM	AM					F	F	F		F	F	F	F	F	AM	NT	NT	✓	✓	✓		
	Tornado	081		NT	NT		NT						F, PG, SK	AG, F, PG, SK	AG									F	F	F		F	F	F				NT	NT	✓	✓	✓		
	White	200	DG	NT	NT	AM	NT, NU	F	F	F	F	F, NT, NU, SK	AM, F, NU, SK			F	F	F	F, NT	AM, F	AM	F		F	F	NT, NU	NT, NU	NT, NU	F	F	F, NU	F, NU	F, NU	NT	NT	AM	NT	NT, NU		
	White Linen	8523		NT	NT		NT						NT	NT																						✓	✓			
	Winter Sky	8792		NT	NT		NT						F	F																						✓				
	WOODGRAINS	Aged Ash	151		NT	NT		CK, NT						CK, NT	CK, NT																					✓				
Aged Walnut		6055		NT	NT		CK, NT						CK, NT	CK, NT																						✓				
Alaskan		334		NT	NT		NT, NU						NT, NU	NT, NU										NT	NT	NT										✓	✓			
Artisan Beamwood		6409		NT	NT		CK, NT						CK, NT	CK, NT																						✓				
Avignon Walnut		006		NT	NT		CK, NT						CK, NT, SK	CK, NT, SK																						✓				
Black Birchply		8552		NT	NT		CK, NT						CK, NT	CK, NT										CK, NT	NT, CK	NT, CK		CK, NT	CK, NT	CK, NT						✓	✓			
Blackened Elm		070		NT	NT		CK, NT						CK, NT	CK, NT																					✓					
Blackened Legno		144		NT	NT		CK, NT						CK, NT	CK, NT					CK																✓					
Blackened Linewood		338		NT	NT		NT, NU						NT, NU	NT, NU																						✓				
Bleached Elm		6404		NT	NT		CK, NT						CK, NT	CK, NT																						✓				

LAMINEX

FORMICA

SURROUND BY LAMINEX

FUSION

TRADE ESSENTIALS

HI-MACS

ESSASTONE

FINISHES LEGEND: AG AbsoluteGloss AM AbsoluteMatte CB Carbide CK Chalk DG DiamondGloss F Flint G Gloss M Metallic NT Natural NU Nuance PG Puregrain PL Plex PZ Paper RP Ripple S Satin SK Silk TL Tile

SUBSTRATE LEGEND: PF Postforming NON PF Non Postforming NS No Substrate

Cut to Size Laminite (HPL) options also available – see page 17 for details. Cut to Size available for Compact Laminite. Check the Trade Section for Thickness and Finish Availability



CHECK WEBSITE FOR CURRENT AVAILABILITY AND LEADTIMES

RANGE	PRODUCT TYPE		LAMINATE HPL				DECORATED MDF													STRUCTURAL MDF			DECORATED PB					DEC FR MDF GRP 2		COMPACT LAMINATE			EDGING						
	SHEET SIZE (MM)		3595 x 1395	3600 x 750	3600 x 1200	3600 x 1500	2400 x 1200					2400 x 1800		3600 x 1200			3600 x 1800			3600 x 1800			2400 x 1200	2400 x 1800	3600 x 1800			2400 x 1200	3600 x 1200	3600 x 1500	3660 x 1830	STANDARD BOARD (18MM)	LARGE FORMAT (24MM)	INVISIDGE ABS EDGING					
	THICKNESS (MM)		0.7	0.7	0.7	0.7	7.5	9	12	16	18	25	18	25	16	18	25	16	18	18	25	32	16	25	18	25	33	12	18	13	13				18 MTO				
	SUBSTRATE		PF	PF	PF	NON PF	PF	STD EO	MR EO	MR EO	MR EO	MR EO	MR EO	STD EO	STD EO	MR EO	MR EO	MR EO	MR EO	MR EO	MR EO	MR EO	MR EO	MR EO	MR EO	MR EO	MR EO	MR EO	MR EO	MR EO	MR EO	MR EO	MR EO	MR EO	MR EO				
	FACE		SS	SS	SS	SS	SS	DS	DS	DS	DS	DS	SS	DS	DS	DS	DS	DS	SS	DS	SS	DS	DS	DS	DS	DS	DS	DS	DS	DS	DS	DS	DS	DS	DS				
	COLOUR DESCRIPTION		CODE																																				
WOODGRAINS	Bleached Wenge		038		NT	NT									CK, NT	CK, NT																				✓			
	Burnished Wood		602		NT	NT									NT, NU, SK	NT, NU, SK																		NT	NT, NU	✓	✓		
	Calm Oak		1036		NT	NT									CK, NT	CK, NT																			NT	NT, NU	✓	✓	
	Chalky Teak		009		NT	NT									NT, NU	NT, NU																					✓		
	Cherry Riftwood		071		NT	NT									NT, NU	NT, NU																					✓		
	Chestnut Woodland		1038		NT	NT									CK, NT	CK, NT																					✓		
	Classic Oak		8537		NT	NT									NT, NU	NT, NU																		NT	NT, NU	✓	✓		
	Concrete Formwood		065		NT	NT									CK, NT	CK, NT																					✓		
	Curly Birch		639		NT	NT									NT	NT																					✓	✓	
	Danish Walnut		643		NT	NT									CK, NT	CK, NT																		CK	CK	NT	NT	✓	✓
	Dansk Maple		586		NT	NT									NT	NT																					✓	✓	
	Delana Oak		8966		NT	NT									CK, NT	CK, NT																						✓	
	Domain		047		NT	NT									NT, NU	NT, NU																						✓	
	Elegant Oak		078		NT	NT									CK, NT	CK, NT																			NT	NT	✓	✓	
	Fox Teakwood		8907		NT	NT									CK, NT	CK, NT																						✓	✓
	Greyed Woodland		1039		NT	NT									CK, NT	CK, NT																						✓	
	Honey Elm		069		NT	NT									CK, NT	CK, NT																						✓	
	Jarrah Legno		143		NT	NT									CK, NT	CK, NT																						✓	
	Jericho		039		NT	NT									NT, NU	NT, NU																						✓	
	Licorice Linea		279		NT	NT									NT	SK	NT, SK																					✓	
	Lustrous Elm		274		NT	NT									NT, NU	NT, NU	NT, NU																			NT	NT, NU	✓	✓
	Milano Walnut		588		NT	NT									NT	NT																						✓	
	Milkwood		604		NT	NT									NT	NT																						✓	✓
	Natural Ash		131		NT	NT									NT	NT																						✓	
	Natural Teak		8849		NT	NT									NT, NU	NT, NU																						✓	
	Natural Walnut		068		NT	NT									CK, NT	CK, NT																				NT	NT	✓	✓
	Nocturne Oak		600		NT	NT									NT	NT																						✓	
	Oiled Legno		152		NT	NT									CK, NT	CK, NT																						✓	
	Oxidised Beamwood		9484		NT	NT									CK, NT	CK, NT																						✓	
	Oyster Linea		289		NT	NT									NT, NU, SK	NT, NU, SK																				NT	NT	✓	✓

FINISHES LEGEND: AG AbsoluteGloss AM AbsoluteMatte CB Carbide CK Chalk DG DiamondGloss F Flint G Gloss M Metallic NT Natural NU Nuance PG Puregrain PL Plex PZ Paper RP Ripple S Satin SK Silk TL Tile
 SUBSTRATE LEGEND: PF Postforming NON PF Non Postforming NS No Substrate
 Cut to Size Laminite (HPL) options also available – see page 17 for details. Cut to Size available for Compact Laminite. Check the Trade Section for Thickness and Finish Availability

LAMINEX

FORMICA

SURROUND BY LAMINEX

FUSION

TRADE ESSENTIALS

HI-MACS

ESSASTONE





CHECK WEBSITE FOR CURRENT AVAILABILITY AND LEADTIMES

RANGE	PRODUCT TYPE		LAMINATE HPL				DECORATED MDF													STRUCTURAL MDF			DECORATED PB					DEC FR MDF GRP 2		COMPACT LAMINATE			EDGING					
	SHEET SIZE (MM)		3595 x 1395	3600 x 750	3600 x 1200	3600 x 1500	2400 x 1200					2400 x 1800			3600 x 1200					3600 x 1800			2400 x 1200	2400 x 1800	3600 x 1800			2400 x 1200	3600 x 1200	3600 x 1500	3660 x 1830	STANDARD BOARD (1MM)	LARGE FORMAT (2MM)	INVISEDGE ABS EDGING				
	THICKNESS (MM)		0.7	0.7	0.7	0.7	7.5	9	12	16	18	25	18	25	16	18	25	16	18	18	25	32	16	25	18	25	33	12	18	13	13				18 MTO			
	SUBSTRATE		PF	PF	PF	NON PF	PF	STD EO	MR EO	MR EO	MR EO	MR EO	STD EO	STD EO	MR EO	MR EO	MR EO	MR EO	MR EO	MR EO	MR HD EO	MR EO	MR EO	MR	MR EO	MR EO	MR EO	MR EO	MR EO	FR	FR	NS	NS	NS				
	FACE		SS	SS	SS	SS	SS	DS	DS	DS	DS	DS	SS	DS	DS	DS	DS	DS	SS	DS	SS	DS	DS	DS	DS	DS	DS	DS	DS	DS	DS	DS	DS	DS				
	COLOUR DESCRIPTION		CODE																																			
MINERALS	Ferro Grafite	125		NT	NT		NT																															
	Figured Limestone	625		NT	NT		NT																												✓			
	Fresh Snow	295	DG	NT	NT		NT																															
	Greystone	772		NT	NT		NT																												✓			
	Grigio Grafite	088	DG	NT	NT		NT																															
	Jordan Stone	182		NT	NT		NT																															
	Kashmir Granite	220		NT	NT		NT																															
	Limed Concrete	8534	DG	NT	NT		NT																												✓			
	Luxe Elba TrueScale	3003		NT	NT		NT																												NT	NT	✓	
	Manhattan Concrete	637		NT	NT		NT																												NT	NT	✓	
	Marmo Grigio TrueScale	3005		NT	NT		NT																													NT	NT	✓
	Marmor Torino	629		NT	NT		NT																														✓	
	Natural Quartz	228		NT	NT		NT																															
	Neo Cloud	6314		NT	NT		NT																															
	Nero Grafite	9485		NT	NT		NT																															
	Pearl Concrete	636		NT	NT		NT																														✓	
	Pietra Cloud	628		NT	NT		NT																														✓	
	Premio Carrara TrueScale	3002		NT	NT		NT																													NT	NT	✓
	Pure Mineralstone II	8540	DG	NT	NT		NT																														✓	
	Raw Nickel	8535	DG	NT	NT		NT																														✓	
Raw Zinc	8536	DG	NT	NT		NT																														✓		
Sand Pebble	559		NT	NT		NT																																
Terrazzino Perlato	633		NT	NT		NT																														✓		
Tumbled Terrazzo	641		NT	NT		NT																														✓		
Urban Pezzato	8532		NT	NT		NT																																
White Valencia	742	DG	NT	NT		NT																																

LAMINEX

FORMICA

SURROUND BY LAMINEX

FUSION

TRADE ESSENTIALS

HI-MACS

ESSASTONE



FINISHES LEGEND: AG AbsoluteGloss AM AbsoluteMatte CB Carbide CK Chalk DG DiamondGloss F Flint G Gloss M Metallic NT Natural NU Nuance PG Puregrain PL Plex PZ Paper RP Ripple S Satin SK Silk TL Tile

SUBSTRATE LEGEND: PF Postforming NON PF Non Postforming NS No Substrate

Cut to Size Laminex (HPL) options also available – see page 17 for details. Cut to Size available for Compact Laminex. Check the Trade Section for Thickness and Finish Availability



CHECK WEBSITE FOR CURRENT AVAILABILITY AND LEADTIMES

RANGE	PRODUCT TYPE		LAMINATE HPL				DECORATED MDF														STRUCTURAL MDF			DECORATED PB					DEC FR MDF GRP 2		COMPACT LAMINATE			EDGING						
	SHEET SIZE (MM)		3595 x 1395	3600 x 750	3600 x 1200	3600 x 1500	2400 x 1200				2400 x 1800		3600 x 1200				3600 x 1800		3600 x 1800			2400 x 1200	2400 x 1800	3600 x 1800			2400 x 1200	3600 x 1200	3600 x 1500	3660 x 1830	STANDARD BOARD (18 MTO)	LARGE FORMAT (24MM)	INVISIEDGE ABS EDGING							
	THICKNESS (MM)		0.7	0.7	0.7	0.7	7.5	9	12	16	18	25	18	25	16	18	25	16	18	18	25	32	16	25	18	25	33	12	18	13				13	18					
	SUBSTRATE		PF	PF	PF	NON PF	PF	STD E0	MR E0	MR E0	MR E0	MR E0	MR E0	STD E0	STD E0	MR E0	MR E0	MR E0	MR E0	MR E0	MR E0	MR E0	MR HD E0	MR E0	MR E0	MR	MR E0	MR E0	MR E0	MR E0	MR E0	FR	FR	NS	NS	NS				
	FACE		SS	SS	SS	SS	SS	DS	DS	DS	DS	DS	SS	DS	DS	DS	DS	DS	SS	DS	SS	DS	DS	DS	DS	DS	DS	DS	DS	DS	DS	DS	DS	DS	DS	DS				
	COLOUR DESCRIPTION		CODE																																					
ACCENTS	Aquamarine	124		NT	NT																																✓			
	Bayleaf	254		NT	NT																																	✓		
	Burnt Ochre	196		NT	NT																																	✓		
	Clay Textile	075		NT	NT																																	✓		
	Coastal Sunrise	1034		NT	NT																																	✓	✓	
	Denim	8822		NT	NT																																	✓		
	Enamel	8794		NT	NT																																	✓		
	Fresh Spring	216		NT	NT																																	✓		
	Golden Wattle	1033		NT	NT																																	✓	✓	
	Greige Textile	076		NT	NT																																	✓		
	Infinity	044		NT	NT																																		✓	
	Juicy	015			NT																																			
	Just Blue	8821		NT	NT																																		✓	
	Just Lilac	2582		NT	NT																																		✓	
	Kalamata	160		NT	NT		AM																															✓	✓	
	Moose	134		NT	NT																																	✓		
	Moroccan Clay	150		NT	NT		AM																															✓	✓	
	New Graphite	486		NT	NT																																	✓	✓	
	Pale Honey	190		NT	NT																																		✓	
	Peacock	383		NT	NT																																		✓	
	Pillarbox	438		NT	NT																																	✓	✓	
	Platinum Micro	793		NT	NT																																		✓	
	Portsea	1031		NT	NT																																		✓	✓
	Reclaimed Denim Fibre	9271					PL																																	
	Silver Grey	324		NT	NT																																			
	Steel Blue	305		NT	NT																																			
	Stipple Seal	726		NT	NT																																			
	Stipple Smoke	030		NT	NT																																			
	Tinted Paper Terrazzo	8812																																						
	Tonal Paper Terrazzo	8813																																						
White Textile	074		NT	NT																																				
Zincworks	869		NT	NT																																				

FINISHES LEGEND: AG AbsoluteGloss AM AbsoluteMatte CB Carbide CK Chalk DG DiamondGloss F Flint G Gloss M Metallic NT Natural NU Nuance PG Puregrain PL Plex PZ Paper RP Ripple S Satin SK Silk TL Tile
 SUBSTRATE LEGEND: PF Postforming NON PF Non Postforming NS No Substrate
 Cut to Size Laminex (HPL) options also available – see page 17 for details. Cut to Size available for Compact Laminex. Check the Trade Section for Thickness and Finish Availability

LAMINEX

FORMICA

SURROUND BY LAMINEX

FUSION

TRADE ESSENTIALS

HI-MACS

ESSASTONE





Laminex Profiled Cabinetry Sheets are a contemporary, design-led cabinetry solution to add texture and interest to any interior spaces. Featuring profiles designed to work with Surround by Laminex, the range is available in a premium, purpose-designed 21mm HD MDF substrate, ready to cut to size and paint in the colour of your choice.

RANGE	SHEET SIZE (MM)	2400 x 1200	3600 x 1200
	THICKNESS (MM)	21	21
	SUBSTRATE	MDF MR HD E0	MDF MR HD E0
	COLOUR	RAW MOISTURE RESISTANT	RAW MOISTURE RESISTANT
FACE			
CLASSIC VJ	Classic VJ 50	✓	✓
	Classic VJ 100	✓	✓
DEMI ROUND	Demi Round 20	✓	✓
	Demi Round 40	✓	✓
SCALLOP	Scallop 22.5	✓	✓
	Scallop 45	✓	✓




Scallop



Classic VJ



Demi Round



Designed to work with
SURROUND
by Laminex™



CHECK WEBSITE FOR CURRENT AVAILABILITY AND LEADTIMES

Aquapanel

RANGE	PRODUCT TYPE		AQUAPANEL SHEETS					AQUAPANEL MOULDINGS										
	SHEET SIZE (MM)		2400					ALUMINIUM					PVC					
	THICKNESS (MM)		2400 x 1200					2400					2400					
	SUBSTRATE		LARGE	NS	NS	NS	NS	FIX					FIX					BASE TRIM
	FACE		SS	SS	SS	SS	SS	CAP	DIV	EXT	ICF	BASE	CAP	DIV	EXT	ICF	BASE TRIM	
	COLOUR DESCRIPTION	CODE	SS	SS	SS	SS	SS	NONE	NONE	NONE	NONE	NONE	NONE	NONE	NONE	NONE	NONE	
ACCENTS	Silver Grey	324		NT			Anodised	✓	✓	✓	✓	✓	Silver Grey	✓	✓	✓	✓	
	Zincworks	869		NT			Anodised	✓	✓	✓	✓	✓	Silver Grey	✓	✓	✓	✓	
MINERALS	White Valencia	742		NT			Polar White	✓	✓	✓	✓	✓	White	✓	✓	✓	✓	
WHITES & NEUTRALS	Magnolia	M84	TL				No Match						New Antique White	✓	✓	✓	✓	
	Moleskin	450		NT			No Match						New Antique White	✓	✓	✓	✓	
	New Antique White	204		NT			No Match						New Antique White	✓	✓	✓	✓	
	Polar White	205	TL	NT, RP		G	Polar White	✓	✓	✓	✓	✓	White	✓	✓	✓	✓	
	White	200		NT	G	G	NT	Polar White	✓	✓	✓	✓	✓	White	✓	✓	✓	✓

Chem Resistant

RANGE	PRODUCT TYPE		LAMINATE (HPL)	
	SHEET SIZE (MM)		3600 x 1200	
	THICKNESS (MM)		0.7	
	SUBSTRATE		POSTFORMING	
	FACE		SS	
	COLOUR DESCRIPTION	CODE		
WHITES & NEUTRALS	New Antique White	204	NT	
	Oyster Grey	327	NT	
	Parchment	202	NT	
	Polar White	205	NT	
MINERALS	White	200	NT	
	Greystone	772	NT	
ACCENTS	Silver Grey	324	NT	
	Zincworks	869	NT	

Magnetic

RANGE	PRODUCT TYPE		DECORATED MDF		LAMINATE (HPL)	
	SHEET SIZE (MM)		3000 x 1200	2400 x 1200	2440 x 1220	3050 x 1220
	THICKNESS (MM)		18	18	1	1
	SUBSTRATE		MDF MR E0	MDF MR E0	NON POST-FORMING	NON POST-FORMING
	FACE		DS	DS	SS	SS
	COLOUR DESCRIPTION	CODE				
WHITES & NEUTRALS	Glossy White	9672	G	G	G	G

FINISHES LEGEND: AG AbsoluteGloss AM AbsoluteMatte CB Carbide CK Chalk DG DiamondGloss F Flint G Gloss M Metallic NT Natural NU Nuance PG Puregrain PL Plex PZ Paper RP Ripple S Satin SK Silk TL Tile

SUBSTRATE LEGEND: PF Postforming NON PF Non Postforming NS No Substrate

Cut to Size Laminated (HPL) options also available – see page 17 for details. Cut to Size available for Compact Laminated. Check the Trade Section for Thickness and Finish Availability

LAMINEX

FORMICA

SURROUND BY LAMINEX

FUSION

TRADE ESSENTIALS

HI-MACS

ESSASTONE





CHECK WEBSITE FOR CURRENT AVAILABILITY AND LEADTIMES

Specialty Compact

RANGE	PRODUCT TYPE		ALFRESCO		LAB	XR GRADE	
	SHEET SIZE (MM)		3050 x 1300		3670 x 1530	3660 x 1540	
	THICKNESS (MM)		6	13	16	13	
	SUBSTRATE		NS	NS	NS	NS	
	FACE		DS	DS	SS	DS	
	COLOUR DESCRIPTION	CODE					
WHITES & NEUTRALS	Ashen	A65			CB		
	Cosmic Black	188				CB	
	Cosmic Grey	189				CB	
	Cosmic White	187				CB	
	Manganese	M82	CB	CB			
	Mortar	M81	CB	CB			
	Night Shadow	NDO			CB		
	Sentry	122	CB	CB			
	Stone	S28	CB	CB			
	Vapour	V19			CB		
	WOOD-GRAINS	Brushed Beam	B20	CB	CB		
		Sawn Lumber	SL4	CB	CB		
		Split Cedar	S29	CB	CB		
MINERALS	Astro	184				CB	
	Bespeckled Grey	BG9	CB	CB			
	Lunar Dust	185				CB	

Metallic

RANGE	PRODUCT TYPE		LAMINATE (HPL)	
	SHEET SIZE (MM)		2440 x 1220	3000 x 1220
	THICKNESS (MM)		1	1
	SUBSTRATE		NON POST-FORMING	NON POST-FORMING
	FACE		SS	SS
	COLOUR DESCRIPTION	CODE		
ACCENTS	Brushed Brass	6423	M	
	Brushed Bronze	508	M	
	Brushed Stainless Steel	957	M	
	Brushed Titanium	999	M	
	Copper Brush	8554	M	
	Matte Rose Gold	8545	M	
	Mirror Smoke	241	M	
	Plex Argent	091	M	
	Plex Cupro	6425	M	
	Plex Graphite	093	M	
	Satin Smoke	249	M	M

Metaline

RANGE	PRODUCT TYPE		SPLASHBACKS	
	SHEET SIZE (MM)		3600 x 800	3600 x 1500
	THICKNESS (MM)		4	4
	SUBSTRATE		NS	NS
	FACE		SS	SS
	COLOUR DESCRIPTION	CODE		
WHITES & NEUTRALS	Argente Perle	AP4	G	G
	Autumn Perle	PI4	G	G
	Black Ice	BI3	G	G
	Diamond Ice	DI1	G	G
	Icicle	147	G	G
	Nimbus Metallic	B78	G	G
	Palladium Perle	PR5	G	G
	Silver Stream Perle	SM0	G	G
	Smoked Silver Perle	SI6	G	G

LAMINEX

FORMICA

SURROUND BY LAMINEX

FUSION

TRADE ESSENTIALS

HI-MACS

ESSASTONE



Laminate HPL Cut to Size Options Available

PARENT PRODUCT SIZE (MM)	2440 x 1220		3595 x 1395		3600 x 1200		3600 x 1500		
FINISHES	M	All			All		AM, CK, PL, PZ, NU		
CUT SHEET SIZES AVAILABLE (MM)	2400 x 300	1795 x 1395	1795 x 695	3595 x 695	1800 x 1200	3600 x 600	1800 x 1500	1800 x 750	3600 x 750

FINISHES LEGEND: AG AbsoluteGloss AM AbsoluteMatte CB Carbide CK Chalk DG DiamondGloss F Flint G Gloss M Metallic NT Natural NU Nuance PG Puregrain PL Plex PZ Paper RP Ripple S Satin SK Silk TL Tile

SUBSTRATE LEGEND: PF Postforming NON PF Non Postforming NS No Substrate

Cut to Size available for Compact Laminate. Check the Trade Section for Thickness and Finish Availability



CHECK WEBSITE FOR CURRENT AVAILABILITY AND LEADTIMES

LAMINEX

FORMICA

SURROUND BY LAMINEX

FUSION

TRADE ESSENTIALS

HI-MACS

ESSASTONE



TYPE			DESIGNEDGE™							FORMWRAP®				COLOURTECH®			
	PRODUCT		LOW PRESSURE MELAMINE (LPM)				ABSOLUTE PANELS			THERMOLAMINATED VINYL				2PAC POLYURETHANE PAINT			
	FINISH RANGE		LAMIWOOD®	IMPRESSIONS	SILK	PURE GRAIN	MATTE	GLOSS									
	AVAILABLE PROFILES		SQUARE EDGE AND REVERSE BEVELLED							SERIES 1-3		SERIES 1 & 2	SERIES 1-3		SERIES 1 & 2		
	THICKNESS (MM)		16 OR 18							18		18		18			
	COLOUR DESCRIPTION	CODE	FLINT ¹	NATURAL ²	CHALK	NUANCE	SILK ³	PURE GRAIN	ABSOLUTEMATTE ^{3,4}	ABSOLUTEGLOSS™	FINE TEXTURE ¹	SATIN ²	SUPERMATTE ⁴	GLOSS ³	TEXTURE	SATIN	GLOSS
WHITES & NEUTRALS	Alabaster	203	◇												◇	◇	◇
	Alpaca	4	◇												◇	◇	◇
	Alpine Mist	8527		◇											◇	◇	◇
	Aries	79		●		◇	◇		●			◆			◇	◇	◇
	Ash White	209	◇												◇	◇	◇
	Battalion	42	◇			◇	◇					◆			◇	◇	◇
	Baye	7	◇												◇	◇	◇
	Black	460	◇			◇	◇	◇	●	●		◆			◇	◇	◇
	Calm White	8522		●											◇	◇	◇
	Chalk White	8524		●											◇	◇	◇
	Chamois	325	◇												◇	◇	◇
	Charcoal	461	◇			◇									◇	◇	◇
	Espresso	453	◇												◇	◇	◇
	Fossil	463	◇												◇	◇	◇
	Fox	80	◇												◇	◇	◇
	French Cream	8542		◇											◇	◇	◇
	French Navy	8541	◇						●		◇				◇	◇	◇
	Ghostgum	86	◇	●				●	◇	●		◆		◇	◇	◇	◇
	Green Slate	8793	◇							●					◇	◇	◇
	Gunmetal	326	◇												◇	◇	◇
	Hushed Pine	195	◇												◇	◇	◇
	Lava Grey	8538		◇								◇			◇	◇	◇
	Moleskin	450	◇												◇	◇	◇
	New Antique White	204	◇												◇	◇	◇
	Olivine	161		◇											◇	◇	◇
	Otway	1035		◇						●					◇	◇	◇
	Oyster Grey	327	◇	●		◇	◇		●	●		◆	◇		◇	◇	◇
	Paper Bark	449	◇					◇		●					◇	◇	◇
Parchment	202		●		◇	◇	◇	◇	◇	◇	◆		◇	◇	◇	◇	
Pearl Grey	336	◇												◇	◇	◇	
Peruvian Clay	388		◇											◇	◇	◇	
Pewter	329	◇							●		◆	◇		◇	◇	◇	
Polar White	205	◇	●		◇	●	◇	●	●	◇	◆		◇	◇	◇	◇	
Porcelain Blush	149		◇											◇	◇	◇	
Possum	5343		◇											◇	◇	◇	

LEGEND: ◇ Decorated Board available in matching colour and finish ● InvisiEdge as standard ◆ Decorated Board available in matching colour, not finish. Alternate finish: Flint ◆ Decorated Board in Natural Finish also available to complement FormWrap

FormWrap® Finish	Fine Texture ¹	Satin ²	Gloss ³	Super Matte ⁴
Corresponding Decorated Board Finish	Flint LPM ¹	Natural LPM ²	Silk LPM ³	AbsoluteMatte Panels ⁴

Laminex DesignEdge Doors and Panels are manufactured using 16mm or 18mm E0 MR MDF substrate, as available, and FormWrap and ColourTech are manufactured using the Ultracraft™ 18mm E0 MR MDF substrate. For more details, refer to the Technical Datasheet. Panel size dimensions: Min and Max panel size dimensions vary by profile and range. Refer to the Easy Reference Guide. Documents available at www.laminex.com.au. Colours may vary depending on a number of variables including the types of substrate. While we will endeavour to match colours, they may not be an exact match. Please familiarise yourself with the colour match before placing an order. By placing an order you accept the slight colour variation which is not a defect.

Please scan code for further information





CHECK WEBSITE FOR CURRENT AVAILABILITY AND LEADTIMES

TYPE			DESIGNEDGE™								FORMWRAP®				COLOURTECH®				
	PRODUCT		LOW PRESSURE MELAMINE (LPM)				ABSOLUTE PANELS				THERMOLAMINATED VINYL				2PAC POLYURETHANE PAINT				
	FINISH RANGE		LAMIWOOD®		IMPRESSIONS		SILK	PURE GRAIN		MATTE		GLOSS		SERIES 1-3		SERIES 1 & 2	SERIES 1-3		SERIES 1 & 2
	AVAILABLE PROFILES		SQUARE EDGE AND REVERSE BEVELLED										SERIES 1-3		SERIES 1 & 2		SERIES 1-3		SERIES 1 & 2
	THICKNESS (MM)		16 OR 18						18		18		18		18		18	18	
	COLOUR DESCRIPTION	CODE	FLINT ¹	NATURAL ²	CHALK	NUANCE	SILK ³	PURE GRAIN	ABSOLUTE ⁴ MATTE	ABSOLUTE ⁴ GLOSS	FINE TEXTURE ¹	SATIN ²	SUPERMATTE ⁴	GLOSS ³	TEXTURE	SATIN	GLOSS		
WHITES & NEUTRALS	Pumice	322	◇												◇	◇	◇		
	Raw Cotton	141		◇											◇	◇	◇		
	Sarsen Grey	320	◇									◆		◇	◇	◇	◇		
	Seed	5344		◇											◇	◇	◇		
	Spinifex	8539		◇					⊙			◆			◇	◇	◇		
	Stormcloud	140	◇						⊙		◇				◇	◇	◇		
	Super White	52	◇												◇	◇	◇		
	Surf	7923		◇			◇	◇	⊙			◇	◇		◇	◇	◇		
	Terril	2297	◇				◇		⊙	⊙	◇				◇	◇	◇		
	Tornado	81	◇				◇	◇	◇			◆			◇	◇	◇		
	White	200	◇	⊙			◇		⊙		◇	◆	◇	◇	◇	◇	◇		
	White Linen	8523		⊙											◇	◇	◇		
Winter Sky	8792	◇												◇	◇	◇			
WOODGRAINS	Aged Ash	151		◇	◇														
	Aged Walnut	6055		◇	◇														
	Alaskan	334		◇		◇													
	Avignon Walnut	6		◇	◇		◇												
	Black Birchply	8552		◇	◇														
	Blackened Elm	70		◇	◇														
	Blackened Legno	144		◇	◇														
	Burnished Wood	602		◇		◇	◇												
	Chalky Teak	9		◇		◇													
	Classic Oak	8537		◇		◇													
	Concrete Formwood	65		◇		◇													
	Danish Walnut	643			◇														
	Delana Oak	8966		◇	◇														
	Elegant Oak	78		◇	◇														
	Fox Teakwood	8907		◇	◇														
	Honey Elm	69		◇	◇														
	Jarra Legno	143		◇	◇														
	Jericho	39		◇		◇													
	Licorice Linea	279		◇			◇												
	Lustrous Elm	274		◇		◇													
Milkwood	604		◇																
Natural Ash	131		◇																

LAMINEX

FORMICA

SURROUND BY LAMINEX

FUSION

TRADE ESSENTIALS

HI-MACS

ESSASTONE



LEGEND: ◇ Decorated Board available in matching colour and finish ⊙ InvisiEdge as standard ◆ Decorated Board available in matching colour, not finish. Alternate finish: Flint ◆ Decorated Board in Natural Finish also available to complement FormWrap

FormWrap® Finish	Fine Texture ¹	Satin ²	Gloss ³	Super Matte ⁴
Corresponding Decorated Board Finish	Flint LPM ¹	Natural LPM ²	Silk LPM ³	AbsoluteMatte Panels ⁴

Laminex DesignEdge Doors and Panels are manufactured using 16mm or 18mm E0 MR MDF substrate, as available, and FormWrap and ColourTech are manufactured using the Ultracraft™ 18mm E0 MR MDF substrate. For more details, refer to the Technical Datasheet. Panel size dimensions: Min and Max panel size dimensions vary by profile and range. Refer to the Easy Reference Guide. Documents available at www.laminex.com.au. Colours may vary depending on a number of variables including the types of substrate. While we will endeavour to match colours, they may not be an exact match. Please familiarise yourself with the colour match before placing an order. By placing an order you accept the slight colour variation which is not a defect.

Please scan code for further information





CHECK WEBSITE FOR CURRENT AVAILABILITY AND LEADTIMES

TYPE			DESIGNEDGE™							FORMWRAP®				COLOURTECH®			
	PRODUCT		LOW PRESSURE MELAMINE (LPM)				ABSOLUTE PANELS			THERMOLAMINATED VINYL				2PAC POLYURETHANE PAINT			
	FINISH RANGE		LAMIWOOD®	IMPRESSIONS	SILK	PURE GRAIN	MATTE	GLOSS									
	AVAILABLE PROFILES		SQUARE EDGE AND REVERSE BEVELLED							SERIES 1-3		SERIES 1 & 2	SERIES 1-3	SERIES 1 & 2			
	THICKNESS (MM)		16 OR 18						18		18		18				
	COLOUR DESCRIPTION	CODE	FLINT ¹	NATURAL ²	CHALK	NUANCE	SILK ³	PURE GRAIN	ABSOLUTE MATTE ^{3&4}	ABSOLUTE GLOSS™	FINE TEXTURE ¹	SATIN ²	SUPERMATTE ⁴	GLOSS ³	TEXTURE	SATIN	GLOSS
WOODGRAINS	Natural Teak	8849		◇		◇											
	Natural Walnut	68		◇	◇												
	Nocturne Oak	600		◇													
	Oiled Legno	152		◇	◇												
	Oyster Linea	289		◇			◇	◇									
	Planked Urban Oak	9312		◇	◇												
	Raw Birchply	8910		◇	◇												
	Rural Oak	77		◇	◇												
	Seasoned Oak	458		◇	◇												
	Silver Ash	589		◇													
	Smoked Birchply	8912		◇	◇												
	Smoky Sapelle	480		◇			◇										
	Sublime Teak	288		◇	◇												
	Waxed Maple	8905		◇													
Weathered Ash	8842		◇	◇													
White Painted Wood	8902		◇														
Whitewashed Oak	41		◇	◇													
ACCENTS	Aquamarine	124		◇											◇	◇	◇
	Bayleaf	254	◇												◇	◇	◇
	Burnt Ochre	198		◇											◇	◇	◇
	Denim	8822		◇											◇	◇	◇
	Enamel	8794													◇	◇	◇
	Infinity	44													◇	◇	◇
	Just Blue	8821		◇											◇	◇	◇
	Just Lilac	2582													◇	◇	◇
	Kalamata	160	◇						◎						◇	◇	◇
	Moose	134		◇			◇	◇									
	Moroccan Clay	150	◇						◎						◇	◇	◇
	New Graphite	486	◇														
	Pale Honey	190	◇												◇	◇	◇
	Peacock	383													◇	◇	◇
	Pillarbox	438													◇	◇	◇
	Silver Grey	324	◇												◇	◇	◇
	Steel Blue	305													◇	◇	◇
	Stipple Seal	726			◇												
Zincworks	869		◇														

LAMINEX
FORMICA
SURROUND BY LAMINEX
FUSION
TRADE ESSENTIALS
HI-MACS
ESSASTONE

LEGEND: ◇ Decorated Board available in matching colour and finish ◎ InvisiEdge as standard ◆ Decorated Board available in matching colour, not finish. Alternate finish: Flint ◆ Decorated Board in Natural Finish also available to complement FormWrap

FormWrap® Finish	Fine Texture ¹	Satin ²	Gloss ³	Super Matte ⁴
Corresponding Decorated Board Finish	Flint LPM ¹	Natural LPM ²	Silk LPM ³	AbsoluteMatte Panels ⁴

Laminex DesignEdge Doors and Panels are manufactured using 16mm or 18mm E0 MR MDF substrate, as available, and FormWrap and ColourTech are manufactured using the Ultracraft™ 18mm E0 MR MDF substrate. For more details, refer to the Technical Datasheet. Panel size dimensions: Min and Max panel size dimensions vary by profile and range. Refer to the Easy Reference Guide. Documents available at www.laminex.com.au. Colours may vary depending on a number of variables including the types of substrate. While we will endeavour to match colours, they may not be an exact match. Please familiarise yourself with the colour match before placing an order. By placing an order you accept the slight colour variation which is not a defect.

Please scan code for further information



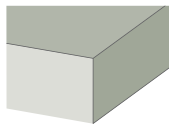


ALL OPTIONS AVAILABLE ON PARTICLEBOARD MR IN 25, 33 OR 38MM THICKNESS.


TYPE	COLOUR DESCRIPTION	CODE	SQUARE EDGED				ROLLED EDGE			BULLNOSE EDGE
			SELF EDGED	ABS EDGING 1MM	ABS EDGING 2MM	ACRYLIC EDGING 2MM	3MM/3MM	8MM/8MM	10MM/10MM	HALF OR FULL
WHITES & NEUTRALS	Alabaster	203	NT, DG					NT, DG	NT, DG	NT, DG
	Alpaca	004	NT				NT	NT	NT	NT
	Alpine Mist	8527	NT				NT	NT	NT	NT
	Aries	079	NT, DG, AM		NT^		NT	NT, DG	NT, DG	NT, DG
	Ash White	209	NT				NT	NT	NT	NT
	Battalion	042	NT, DG		NT^		NT	NT, DG	NT, DG	NT, DG
	Baye	007	NT				NT	NT	NT	NT
	Black	460	NT, NU, AM	AM^	NT^, NU^			NU	NT, NU	NT, NU
	Calm White	8522	NT						NT	NT
	Chalk White	8524	NT, CK					NT	NT	NT
	Chamois	325	NT				NT	NT	NT	NT
	Charcoal	461	NT, NU		NT^			NU	NT, NU	NT, NU
	Espresso	453	NT						NT	NT
	Fossil	463	NT		NT^		NT	NT	NT	NT
	Fox	080	NT		NT^				NT	NT
	French Cream	8542	NT				NT	NT	NT	NT
	French Navy	8541	NT, AM	AM^					NT	NT
	Ghostgum	086	NT, DG		NT^		NT	NT, DG	NT, DG	NT, DG
	Green Slate	8793	NT, AM	AM^					NT	NT
	Gunmetal	326	NT						NT	NT
Hushed Pine	159	NT					NT	NT	NT	
Lava Grey	8538	NT		NT^				NT	NT	
Moleskin	450	NT		NT^			NT	NT	NT	
New Antique White	204	NT					NT	NT	NT	
Olivine	161	NT					NT	NT	NT	
Oyster Grey	327	NT, AM, DG	AM^	NT^		NT	NT, DG	NT, DG	NT, DG	
Paper Bark	449	NT, AM						NT	NT	
Parchment	202	NT, NU		NT^				NT, NU	NT, NU	

TYPE	COLOUR DESCRIPTION	CODE	SQUARE EDGED				ROLLED EDGE			BULLNOSE EDGE
			SELF EDGED	ABS EDGING 1MM	ABS EDGING 2MM	ACRYLIC EDGING 2MM	3MM/3MM	8MM/8MM	10MM/10MM	HALF OR FULL
WHITES & NEUTRALS	Pearl Grey	336	NT				NT		NT	NT
	Peruvian Clay	388	NT				NT	NT	NT	NT
	Pewter	329	NT, AM	AM^			NT	NT	NT	NT
	Polar White	205	NT, NU, AM, DG	AM^	NT^			DG	NT, NU, DG	NT, NU, DG
	Porcelain Blush	149	NT						NT	NT
	Possum	5343	NT				NT	NT	NT	NT
	Pumice	322	NT				NT	NT	NT	NT
	Raw Cotton	141	NT				NT	NT	NT	NT
	Sarsen Grey	320	NT				NT	NT	NT	NT
	Seed	5344	NT						NT	NT
	Spinifex	8539	NT, AM					NT	NT	NT
	Stormcloud	140	NT, AM	AM^			NT	NT	NT	NT
	Super White	052	NT, DG					NT, DG	NT, DG	NT, DG
	Surf	7923	NT, AM	AM^					NT	NT
	Terril	2297	NT, AM	AM^	NT^				NT	NT
	Tornado	081	NT		NT^				NT	NT
	White	200	NT, NU, AM, DG	AM^	NT^, NU^		NT	NT, DG	NT, NU, DG	NT, NU, DG
	White Linen	8523	NT						NT	NT
	Winter Sky	8792	NT						NT	NT
	WOODGRAINS	Aged Ash	151	CK, NT				CK, NT	NT	CK, NT
Aged Walnut		6055	CK, NT				CK, NT	NT	CK, NT	CK, NT
Alaskan		334	NT, NU		NT^, NU^		NT, NU	NT	NT, NU	NT, NU
Artisan Beamwood		6409	CK, NT				CK, NT	NT	CK, NT	CK, NT
Avignon Walnut		006	CK, NT				CK, NT	NT	CK, NT	CK, NT
Black Birchply		8552	CK, NT		CK^, NT^		CK, NT	NT	CK, NT	CK, NT
Blackened Elm		070	CK, NT				CK, NT	NT	CK, NT	CK, NT
Blackened Legno		144	CK, NT				CK, NT	NT	CK, NT	CK, NT
Blackened Linewood		338	NT, NU				NT, NU	NT	NT, NU	NT, NU
Bleached Elm		6404	CK, NT				CK, NT	NT	CK, NT	CK, NT


Edge Profile Options




Square Edged Self Edged




Square Edged 1mm Edging




Square Edged 2mm Edging




Rolled Edge 3mm/3mm




Rolled Edge 8mm/8mm



Rolled Edge 10mm/10mm



Rolled Half Bullnose



Rolled Full Bullnose

Order form



Please scan code to access the Laminex Benchtap Order Form

FINISHES LEGEND: AG AbsoluteGloss AM AbsoluteMatte CB Carbide CK Chalk DG DiamondGloss F Flint G Gloss M Metallic NT Natural NU Nuance PG Puregrain PL Plex PZ Paper RP Ripple S Satin SK Silk TL Tile

Standard Leadtime for available options is 10-15 working days for manufacture plus freight transit time. Special requests and project job lots may have an extended lead-time. Estimated despatch date ex-manufacturing location will be advised on return of order requests. ^ Only select colours available for 33/38 thickness using ABS edging.

LAMINEX

FORMICA

SURROUND BY LAMINEX

FUSION

TRADE ESSENTIALS

HI-MACS

ESSASTONE





ALL OPTIONS AVAILABLE ON PARTICLEBOARD MR IN 25, 33 OR 38MM THICKNESS.

TYPE	COLOUR DESCRIPTION	CODE	SQUARE EDGED				ROLLED EDGE			BULLNOSE EDGE
			SELF EDGED	ABS EDGING 1MM	ABS EDGING 2MM	ACRYLIC EDGING 2MM	3MM/3MM	8MM/8MM	10MM/10MM	HALF OR FULL
WOODGRAINS	Bleached Wenge	038	CK, NT				CK, NT	NT	CK, NT	CK, NT
	Burnished Wood	602	NT, NU		NT [^] , NU [^]		NT, NU	NT	NT, NU	NT, NU
	Calm Oak	1036	CK, NT				CK, NT	NT	CK, NT	CK, NT
	Chalky Teak	009	NT, NU				NT, NU	NT	NT, NU	NT, NU
	Cherry Riftwood	071	NT, NU				NT, NU	NT	NT, NU	NT, NU
	Chestnut Woodland	1038	CK, NT				CK, NT	NT	CK, NT	CK, NT
	Classic Oak	8537	NT, NU		NT [^] , NU [^]		NT, NU	NT	NT, NU	NT, NU
	Concrete Formwood	065	CK, NT				CK, NT	NT	CK, NT	CK, NT
	Curly Birch	639	NT		NT [^]		NT	NT	NT	NT
	Danish Walnut	643	CK, NT	NT [^] , CK [^]			CT, NT	NT	CK, NT	CK, NT
	Dansk Maple	586	NT		NT [^]		NT	NT	NT	NT
	Delana Oak	8966	CK, NT				CK, NT	NT	CK, NT	CK, NT
	Domain	047	NT, NU						NT, NU	NT, NU
	Elegant Oak	078	CK, NT		CK [^] , NT [^]		CK, NT	NT	CK, NT	CK, NT
	Fox Teakwood	8907	CK, NT	CK [^]	CK [^] , NT [^]		CK, NT	NT	CK, NT	CK, NT
	Greyed Woodland	1039	CK, NT				CK, NT	NT	CK, NT	CK, NT
	Honey Elm	069	CK, NT				CK, NT	NT	CK, NT	CK, NT
	Jarrah Legno	143	CK, NT				CK, NT	NT	CK, NT	CK, NT
	Jericho	039	NT, NU				NT, NU	NT	NT, NU	NT, NU
	Licorice Linea	279	NT				NT	NT	NT	NT
	Lustrous Elm	274	NT, NU		NT [^] , NU [^]		NT, NU	NT	NT, NU	NT, NU
	Milano Walnut	588	NT				NT	NT	NT	NT
	Milkwood	604	NT		NT [^]		NT	NT	NT	NT
	Natural Ash	131	NT				NT	NT	NT	NT
	Natural Teak	8849	NT, NU				NT, NU	NT	NT, NU	NT, NU
	Natural Walnut	068	CK, NT		CK [^] , NT [^]		CK, NT	NT	CK, NT	CK, NT
	Nocturne Oak	600	NT				NT	NT	NT	NT
	Oiled Legno	152	CK, NT				CK, NT	NT	CK, NT	CK, NT
	Oxidised Beamwood	9484	CK, NT				CK, NT	NT	CK, NT	CK, NT
	Oyster Linea	289	NT, NU		NT [^] , NU [^]		NT, NU	NT	NT, NU	NT, NU

TYPE	COLOUR DESCRIPTION	CODE	SQUARE EDGED				ROLLED EDGE			BULLNOSE EDGE
			SELF EDGED	ABS EDGING 1MM	ABS EDGING 2MM	ACRYLIC EDGING 2MM	3MM/3MM	8MM/8MM	10MM/10MM	HALF OR FULL
WOODGRAINS	Planked Urban Oak	9312	CK, NT	NT [^] , CK [^]			CK, NT	NT	CK, NT	CK, NT
	Raw Birchply	8910	CK, NT		CK [^] , NT [^]		CK, NT	NT	CK, NT	CK, NT
	Rock Maple	577	NT		NT [^]		NT	NT	NT	NT
	Rural Oak	077	CK, NT		CK [^] , NT [^]		CK, NT	NT	CK, NT	CK, NT
	Salvage Planked Elm	9480	CK, NT				CK, NT	NT	CK, NT	CK, NT
	Seasoned Oak	458	CK, NT		CK [^] , NT [^]		CK, NT	NT	CK, NT	CK, NT
	Select Beech	612	NT		NT [^]		NT	NT	NT	NT
	Shou Sugi	635	CK, NT				CK, NT	NT	CK, NT	CK, NT
	Silver Ash	589	NT				NT	NT	NT	NT
	Smoked Birchply	8912	CK, NT				CK, NT	NT	CK, NT	CK, NT
	Smoky Sapelle	480	NT, NU				NT, NU	NT	NT, NU	NT, NU
	Sublime Teak	288	CK, NT		CK [^] , NT [^]		CK, NT	NT	CK, NT	CK, NT
	Washboard	027	NT				NT	NT	NT	NT
	Waxed Maple	8905	NT				NT	NT	NT	NT
	Weathered Ash	8842	CK, NT				CK, NT	NT	CK, NT	CK, NT
	Weathered Ply	1037	CK, NT				CK, NT	NT	CK, NT	CK, NT
	White Painted Wood	8902	NT				NT	NT	NT	NT
	Whitewashed Oak	041	CK, NT				CK, NT	NT	CK, NT	CK, NT
	Young Beech	630	NT		NT [^]		NT	NT	NT	NT
	MINERALS	Andalucian Marble	173	NT			NT	NT	NT	NT
Avenza Bianco		148	NT, DG			NT, DG	NT	NT	NT, DG	NT, DG
Basalt		296	NT			NT	NT	NT	NT	NT
Black Marble		740	NT, DG			NT	NT	NT	NT, DG	NT, DG
Carrara Bianco		087	NT, DG			NT, DG	NT	NT	NT, DG	NT, DG
Carrara Delicata		624	NT			NT	NT	NT	NT	NT
Carrara Marble		3460	NT, DG			NT, DG	NT	NT	NT, DG	NT, DG
Catalana Marble		163	NT			NT	NT	NT	NT	NT
Crema Venato		8533	NT, DG			NT, DG	NT	NT	NT, DG	NT, DG
Elemental Ash		6363	NT	DIG [^]					NT	NT

LAMINEX

FORMICA

SURROUND BY LAMINEX

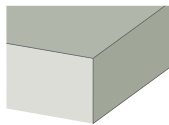
FUSION

TRADE ESSENTIALS


HI-MACS

ESSASTONE


Edge Profile Options




Square Edged Self Edged




Square Edged 1mm Edging




Square Edged 2mm Edging




Rolled Edge 3mm/3mm




Rolled Edge 8mm/8mm



Rolled Edge 10mm/10mm



Rolled Half Bullnose



Rolled Full Bullnose

Order form



Please scan code to access the Laminex Benchtap Order Form

FINISHES LEGEND: AG AbsoluteGloss AM AbsoluteMatte CB Carbide CK Chalk DG DiamondGloss F Flint G Gloss M Metallic NT Natural NU Nuance PG Puregrain PL Plex PZ Paper RP Ripple S Satin SK Silk TL Tile

Standard Leadtime for available options is 10-15 working days for manufacture plus freight transit time. Special requests and project job lots may have an extended lead-time. Estimated despatch date ex-manufacturing location will be advised on return of order requests. [^]Only select colours available for 33/38 thickness using ABS edging.



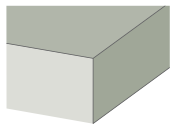


ALL OPTIONS AVAILABLE ON PARTICLEBOARD MR IN 25, 33 OR 38MM THICKNESS.


TYPE	COLOUR DESCRIPTION	CODE	SQUARE EDGED				ROLLED EDGE			BULLNOSE EDGE
			SELF EDGED	ABS EDGING 1MM	ABS EDGING 2MM	ACRYLIC EDGING 2MM	3MM/3MM	8MM/8MM	10MM/10MM	HALF OR FULL
MINERALS	Ferro Grafite	125	NT				NT	NT	NT	NT
	Figured Limestone	625	NT	DIG [^]			NT	NT	NT	NT
	Fresh Snow	295	NT, DG			NT, DG	NT	NT	NT, DG	NT, DG
	Greystone	772	NT		NT [^]		NT	NT	NT	NT
	Grigio Grafite	088	NT, DG			NT, DG	NT	NT	NT, DG	NT, DG
	Jordan Stone	182	NT				NT	NT	NT	NT
	Kashmir Granite	220	NT			NT	NT	NT	NT	NT
	Limed Concrete	8534	NT, DG	DIG [^]		NT, DG	NT	NT	NT, DG	NT, DG
	Manhattan Concrete	637	NT	DIG [^]			NT	NT	NT	NT
	Marmor Torino	629	NT	DIG [^]			NT	NT	NT	NT
	Natural Quartz	228	NT				NT	NT	NT	NT
	Neo Cloud	6314	NT				NT	NT	NT	NT
	Nero Grafite	9485	NT						NT	NT
	Pearl Concrete	636	NT	DIG [^]			NT	NT	NT	NT
	Pietra Cloud	628	NT	DIG [^]			NT	NT	NT	NT
	Pure Mineralstone II	8540	NT, DG	DIG [^]		NT	NT	NT	NT, DG	NT, DG
	Raw Nickel	8535	NT, DG	DIG [^]		NT, DG	NT	NT	NT, DG	NT, DG
	Raw Zinc	8536	NT, DG	DIG [^]		NT, DG	NT	NT	NT, DG	NT, DG
	Sand Pebble	559	NT				NT	NT	NT	NT
	Terrazzino Perlato	633	NT	DIG [^]			NT	NT	NT	NT
Tumbled Terrazzo	641	NT	DIG [^]			NT	NT	NT	NT	
Urban Pezzato	8532	NT						NT	NT	
White Valencia	742	NT, DG			NT	NT	NT	NT, DG	NT, DG	
TRUESCALE	Calacatta Majore	3001	NT	DIG [^]			NT	NT	NT	NT
	Luke Elba	3003	NT	DIG [^]			NT	NT	NT	NT
	Marmo Grigio	3005	NT	DIG [^]			NT	NT	NT	NT
	Premio Carrara	3002	NT	DIG [^]			NT	NT	NT	NT

TYPE	COLOUR DESCRIPTION	CODE	SQUARE EDGED				ROLLED EDGE			BULLNOSE EDGE
			SELF EDGED	ABS EDGING 1MM	ABS EDGING 2MM	ACRYLIC EDGING 2MM	3MM/3MM	8MM/8MM	10MM/10MM	HALF OR FULL
ACCENTS	Aquamarine	124	NT						NT	NT
	Bayleaf	254	NT						NT	NT
	Burnt Ochre	196	NT						NT	NT
	Clay Textile	075	NT						NT	NT
	Coastal Sunrise	1034	NT						NT	NT
	Denim	8822	NT						NT	NT
	Enamel	8794	NT						NT	NT
	Fresh Spring	216	NT				NT	NT	NT	NT
	Golden Wattle	1033	NT						NT	NT
	Greige Textile	076	NT						NT	NT
	Infinity	044	NT						NT	NT
	Just Blue	8821	NT						NT	NT
	Just Lilac	2582	NT						NT	NT
	Kalamata	160	NT, AM						NT	NT
	Moose	134	NT, NU				NT	NT	NT, NU	NT, NU
	Moroccan Clay	150	NT, AM						NT	NT
	New Graphite	486	NT		NT [^]				NT	NT
	Otway	1035	NT						NT	NT
	Pale Honey	190	NT						NT	NT
	Peacock	383	NT						NT	NT
	Pillarbox	438	NT						NT	NT
	Platinum Micro	793	NT				NT	NT	NT	NT
	Portsea	1031	NT						NT	NT
	Silver Grey	324	NT				NT	NT	NT	NT
	Steel Blue	305	NT						NT	NT
Stipple Seal	726	NT				NT	NT	NT	NT	
Stipple Smoke	030	NT				NT	NT	NT	NT	
White Textile	074	NT						NT	NT	
Zincworks	869	NT		NT [^]				NT	NT	


Edge Profile Options




Square Edged Self Edged




Square Edged 1mm Edging




Square Edged 2mm Edging




Rolled Edge 3mm/3mm




Rolled Edge 8mm/8mm



Rolled Edge 10mm/10mm



Rolled Half Bullnose



Rolled Full Bullnose

Order form



Please scan code to access the Laminex Benchtap Order Form

FINISHES LEGEND: AG AbsoluteGloss AM AbsoluteMatte CB Carbide CK Chalk DG DiamondGloss F Flint G Gloss M Metallic NT Natural NU Nuance PG Puregrain PL Plex PZ Paper RP Ripple S Satin SK Silk TL Tile

Standard Leadtime for available options is 10-15 working days for manufacture plus freight transit time. Special requests and project job lots may have an extended lead-time. Estimated despatch date ex-manufacturing location will be advised on return of order requests. [^]Only select colours available for 33/38 thickness using ABS edging.





Toilet and Shower Partitioning, Privacy Panels, Vanities, Seating & Lockers

Discover Laminex® Waterloo™ Partitioning Systems and learn how effortless specifying toilet and shower partitioning can really be. All Laminex Waterloo Partitioning systems are proudly Made in Australia using quality Laminex Australian Made substrates and are backed by our 10 year warranty on our compact laminate board and 7 year warranty on Structural MR® MDF. Specifying Waterloo is as easy as 1, 2, 3. Simply follow the steps below to complete your specification or obtain a quote.

Step 1. Select a System



Privacy Plus



Ceiling Suspended



Pedestal Mounted



Floor Mounted



Freestanding



Floor to Ceiling

Custom designs also available to suit your individual needs.

Step 2. Select a Substrate Material

Laminex Multipurpose Compact Laminate 13mm

- Self-supporting high pressure laminate based on thermosetting resins homogeneously reinforced with cellulose fibres.
- High pressure decorative laminate applied to both sides.
- All cut edges have a polished black edge that doesn't require additional laminate for added protection.
- Excellent resistance to scratches, graffiti, vandalism and water.
- Premium level of hygiene protection in healthcare environments.
- Limited colours also available in 18mm, refer to Availability Guide.
- All Laminex Multipurpose Compact Laminate comes with Protec+ Antimicrobial Technology, making it the safer choice.
- Global GreenTag Certified – Level A.




Made in Australia



Protec+ Antimicrobial Technology

WET & DRY AREAS



Laminex Structural MR® MDF 18mm/32mm

- A robust MDF core that provides superior impact resistance. The 18mm substrate features an extra high density core for up to twice the impact resistance of Laminex Vertiboard 18mm.
- Decorative melamine surface pressed on both sides of the board.
- All Laminex Structural MR MDF comes with Protec+ Antimicrobial Technology, making it the safer choice.
- Global GreenTag Certified - Level A.



Made in Australia



Protec+ Antimicrobial Technology

DRY AREAS ONLY




Step 3. Select a Colour & Finish


Waterloo partitioning systems are available in all Laminex Multipurpose Compact and Laminex Vertiboard colour and finish options, giving you the choice of over 50 stunning décor options. Refer to the availability guide above for a complete list of colour and finish options for each substrate.



Please scan code to view range.



Whites & Neutrals



Accents



Woodgrains



Minerals

To complement our partitioning systems, Laminex also offers a range of functional and versatile:

Lockers



Seating



Vanities





A Smart Choice

Create your ideal look with Formica's new range of laminate surfaces. Strong, resilient and convenient, Formica laminate is the practical solution for delivering reliable results. Choose from a range that includes everything you need—from smart benchtops and cabinetry through to wardrobe and cabinetry interior panels. Our popular range of colours can create a look that suits your space—no matter what your budget.

Navigating the range	26	Minerals	29
Whites & Neutrals	27	Patterns	30
Solids	28	Accents	30
Woodgrains	28	Cut to Size Options	29



A proud Australian manufacturer

For more information visit: formica.com.au






Please scan code to view our Colour Collection Brochure.

Colour Guide

A popular range of the most hard-working colours to answer almost any project brief or space.




Whites & Neutrals

From whites to black and lots more in between, this range offers the most popular solid colours for reliable results.



Woodgrains

A range of the most popular oaks and other realistic woodgrains designed to coordinate easily.



Minerals

A go-to range of the most popular marble designs, granite and concrete looks to cover a wide range of project styles and tastes.



Accents

Add a versatile pattern or a touch of metallic to lift projects.

Finish Guide

A range of simple, hard wearing, classic finishes to help add texture or shine to projects.

AR Plus® A high gloss finish for moderate use applications that require more care and maintenance.

Gloss An easy care, semi-gloss finish.

Grain A hard-wearing, tactile, matte woodgrain texture.

Metallic A real aluminium surface in an anodised or brushed tactile surface.

Pearl A smooth, lightly stippled, hard-wearing finish.

Velour A highly durable, multipurpose low sheen finish.

Velvet A hard-wearing, soft touch, multipurpose cabinetry finish

Product Guide

Formica offers a range of benchtop, cabinetry, wardrobe and cabinetry interior panel products for affordable style.

Laminate (HPL) A hard-wearing thin laminate suitable for benchtops in moderate to high-use areas like busy kitchens, bathroom vanities and laundries.

Decorated MDF Versatile and hard-wearing panels ideal for cupboard doors, drawer fronts and shelving.

Decorated Particleboard Versatile and affordable in larger sheet sizes for fewer joins and a clean finish for walk-in wardrobes and large format storage solutions or coloured cabinetry interiors.

EasyFit Benchtops EasyFit benchtops are made using a durable, laminate, formed to a 3mm radius around a Moisture Resistant Particleboard, offering a contemporary square-edge-look.



LAMINEX

FORMICA

SURROUND BY LAMINEX

FUSION

TRADE ESSENTIALS

HI-MACS

ESSASTONE





Whites & Neutrals



CHECK WEBSITE FOR CURRENT AVAILABILITY AND LEADTIMES

RANGE	PRODUCT TYPE		LAMINATE HPL		METALLIC LAMINATE		DECORATED MDF	DECORATED PARTICLEBOARD					EDGING	EASY FIT BENCHTOP			DOORS & PANELS		
	SHEET SIZE (MM)		3595 x 1395	3600 x 1500	2440 x 1220	3050 x 1220	2400 x 1200	2400 x 1200	2400 x 1800	3600 x 1200	3600 x 1800	MATCHING EDGING AVAILABLE		1800 x 610	3600 x 610	3600 x 900	MADE TO MEASURE		
	THICKNESS (MM)		0.7	0.7	0.8	0.8	16	16	16	16	16			34	34	34	16		
	SUBSTRATE		POST-FORMING	POST-FORMING	NON POST-FORMING	NON POST-FORMING	MDF MR E0	PB MR	PB STD	PB MR	PB MR			PB STD	PB MR	PB MR	PB MR	PB MR	MDF MR E0
	FACE		SS	SS	SS	SS	DS	DS	DS	DS	DS			DS	DS	SS	SS	SS	
	COLOUR DESCRIPTION	CODE																	
Antique Wiluna White	AWI		VL			P	P	P			P		✓				P		
Antler	AN2		VL			P						✓				P			
Asphalt	ASP		VL			P	P					✓				P			
Baikal	B80		VL			P						✓				P			
Birch	BI		VL			P						✓				P			
Black	BF		VL			GR, P	P	GR	P	P	GR	P	✓			GR, P			
Cappuccino	C22		VL			P							✓			P			
Champagne	CC		VL			P							✓			P			
Char Blue	CF		VL			P							✓			P			
Crystal White	CW1	AR	VL			P							✓			P			
Dawn Grey	DI		VL			P	P						✓			P			
Deep Anthracite	DA1		VL			P	P						✓			P			
Doe Skin	DO6		VL			P							✓			P			
Gentle Beige	GB2		VL			G, P	P						✓			G, P			
Graphite	GAG		VL			P	P						✓			P			
Iron Ore	IO1		VL			P	P						✓			P			
Malibu	M87	AR	VL			G, P							✓			G, P			
Mist Grey	MG6		VL			G, P							✓			G, P			
Mulga	M17		VL			G, P							✓			G, P			
Olivette	1020		VL			V							✓			V			
Opal Grey	O2		VL			P							✓			P			
Sarum Grey	SGA		VL			P							✓			P			
Seal Grey	SG5		VL			P	P						✓			P			
Snowdrift	SAN	AR	VL			G, P	P						✓			G, P			
Stony Grey	1024		VL			V		V			V		✓			V			
Storm	S2		VL			P	P						✓			P			
Streetlight	SAM		VL			P							✓			P			
Warm White	WAW	AR	VL			G, GR, P	V	GR, V			GR, V		✓			G, GR, P			

LAMINEX

FORMICA

SURROUND BY LAMINEX

FUSION

TRADE ESSENTIALS

HI-MACS

ESSASTONE



FINISHES LEGEND: AR AR Plus G Gloss GR Grain M Metallic P Pearl V Velvet VL Velour

* Cut to Size options also available for Laminate – see page 30. Stocking in line with parent product size.



Solids, Woodgrains



CHECK WEBSITE FOR CURRENT AVAILABILITY AND LEADTIMES

RANGE	PRODUCT TYPE		LAMINATE HPL		METALLIC LAMINATE		DECORATED MDF	DECORATED PARTICLEBOARD					EDGING	EASY FIT BENCHTOP			DOORS & PANELS		
	SHEET SIZE (MM)		3595 x 1395	3600 x 1500	2440 x 1220	3050 x 1220	2400 x 1200	2400 x 1200	2400 x 1800	3600 x 1200	3600 x 1800	MATCHING EDGING AVAILABLE		1800 x 610	3600 x 610	3600 x 900	MADE TO MEASURE		
	THICKNESS (MM)		0.7	0.7	0.8	0.8	16	16	16	16	16			34	34	34	16		
	SUBSTRATE		POST-FORMING	POST-FORMING	NON POST-FORMING	NON POST-FORMING	MDF MR E0	PB MR	PB STD	PB MR	PB MR			PB STD	PB MR	PB MR	PB MR	PB MR	MDF MR E0
	FACE		SS	SS	SS	SS	DS	DS	DS	DS	DS			DS	DS	SS	SS	SS	
	COLOUR DESCRIPTION	CODE																	
SOLIDS	Grassland	1042		VL			V							✓				V	
	Riverside	1041		VL			V						✓				V		
	Simply White	1040		VL			V						✓				V		
WOODGRAINS	Ash Woodline	AWL		VL			V						✓				V		
	Autumn Oak	1028		VL			GR, V		GR			GR	✓	VL	VL	VL	GR, V		
	Bodega Oak	1009		VL			G, GR, V		GR			GR	✓				G, GR, V		
	Charred Oak	CHO		VL			GR, V						✓				GR, V		
	Charred Woodline	CWL		VL			V						✓				V		
	Cherry	C21		VL			V						✓				V		
	Cinnamon Ash	CIH		VL			V						✓				V		
	Cuban Wood	CUW		VL			GR, V						✓				GR, V		
	Gentle Oak	1008		VL			V						✓				V		
	Golden Beech	GB1		VL			V						✓				V		
	Golden Oak	1045		VL			GR, V						✓				GR, V		
	Habitat	H12		VL			GR, V						✓				GR, V		
	Idyllic	I21		VL			G, V						✓				G, V		
	Lemon Tree	LTR		VL			V						✓				V		
	Mellow Oak	1046		VL			GR, V						✓				GR, V		
	Mocha Firwood	MF7		VL			GR, V						✓				GR, V		
	Natale Walnut	1019		VL			G, GR, V		GR			GR	✓	VL	VL	VL	G, GR, V		
	Natural Oak	NAO		VL			GR, V						✓				GR, V		
	Provincial Walnut	1044		VL			V						✓				V		
	Refined Oak	REO		VL			GR, V		GR			GR	✓				GR, V		
Sandy Birch	1002		VL			V						✓				V			
Sapporo Oak	1023		VL			GR, V		GR			GR	✓				GR, V			
Shadow Walnut	1043		VL			V						✓				V			
Silky Maple	1001		VL			V						✓				V			
Silver Riftwood	1004		VL			GR, V						✓				GR, V			
Snow Ash	1029		VL			V						✓				V			

LAMINEX

FORMICA

SURROUND BY LAMINEX

FUSION

TRADE ESSENTIALS

HI-MACS

ESSASTONE



FINISHES LEGEND: AR AR Plus G Gloss GR Grain M Metallic P Pearl V Velvet VL Velour

* Cut to Size options also available for Laminate – see page 30. Stocking in line with parent product size.



Woodgrains, Minerals



CHECK WEBSITE FOR CURRENT AVAILABILITY AND LEADTIMES

RANGE	PRODUCT TYPE		LAMINATE HPL		METALLIC LAMINATE		DECORATED MDF	DECORATED PARTICLEBOARD					EDGING	EASY FIT BENCHTOP			DOORS & PANELS	
	SHEET SIZE (MM)		3595 x 1395	3600 x 1500	2440 x 1220	3050 x 1220	2400 x 1200	2400 x 1200	2400 x 1800	3600 x 1200	3600 x 1800	MATCHING EDGING AVAILABLE	1800 x 610	3600 x 610	3600 x 900	MADE TO MEASURE		
	THICKNESS (MM)		0.7	0.7	0.8	0.8	16	16	16	16	16		34	34	34	16		
	SUBSTRATE		POST-FORMING	POST-FORMING	NON POST-FORMING	NON POST-FORMING	MDF MR E0	PB MR	PB STD	PB MR	PB MR		PB STD	PB MR	PB MR	PB MR	PB MR	MDF MR E0
	FACE		SS	SS	SS	SS	DS	DS	DS	DS	DS		DS	DS	SS	SS	SS	
	COLOUR DESCRIPTION	CODE																
WOODGRAINS	Soft Oak	1047		VL			GR, V											GR, V
	South West Jarrah	SJA		VL			V										V	
	Tasmanian Ash	TX0		VL			V										V	
	Tassie Oak	1026		VL			G, GR, V		GR			GR					G, GR, V	
	Washed Knotty Ash	1003		VL			V										V	
MINERALS	Amaretto Stone	AST	AR	VL														
	Black Sky	1010		VL														
	Calacatta Gold	1016	AR	VL									VL	VL	VL			
	Castille Gold	1013	AR	VL									VL	VL	VL			
	Cocoa Sand	CS1		VL														
	Concrete Stone	CS4		VL														
	Creamy Marquina	1014	AR	VL														
	Darkside Marble	1017		VL									VL	VL	VL			
	Flinders Black	FAI	AR	VL														
	Flint Crystal	FC1		VL														
	Granular Limestone	8144		VL														
	Grey Cement	1018		VL									VL	VL	VL			
	Grey Finestone	GF3	AR	VL														
	Ice Quarstone	IQ2	AR	VL														
	Ironstone	IRS		VL														
	Metropolitan Concrete	MC8		VL														
	Oregon Stone	1021		VL														
	Pietro Nero	PIN		VL														
	Pure Marble	PUM	AR	VL														
	Rustic Marble	1022		VL														
Suburban Concrete	1025		VL															
Terrace Grey	1012		VL															
Terrace Pearl	1011		VL									VL	VL	VL				
White Cement	1027		VL															
White Finestone	WF1	AR	VL															

LAMINEX

FORMICA

SURROUND BY LAMINEX

FUSION

TRADE ESSENTIALS

HI-MACS

ESSASTONE



FINISHES LEGEND: AR AR Plus G Gloss GR Grain M Metallic P Pearl V Velvet VL Velour

* Cut to Size options also available for Laminate – see page 30. Stocking in line with parent product size.



Patterns, Accents



CHECK WEBSITE FOR CURRENT AVAILABILITY AND LEADTIMES

RANGE	PRODUCT TYPE		LAMINATE HPL		METALLIC LAMINATE		DECORATED MDF	DECORATED PARTICLEBOARD					EDGING	EASY FIT BENCHTOP			DOORS & PANELS	
	SHEET SIZE (MM)		3595 x 1395	3600 x 1500	2440 x 1220	3050 x 1220	2400 x 1200	2400 x 1200	2400 x 1800	3600 x 1200	3600 x 1800	MATCHING EDGING AVAILABLE	1800 x 610	3600 x 610	3600 x 900	MADE TO MEASURE		
	THICKNESS (MM)		0.7	0.7	0.8	0.8	16	16	16	16	16		34	34	34	16		
	SUBSTRATE		POST-FORMING	POST-FORMING	NON POST-FORMING	NON POST-FORMING	MDF MR E0	PB MR	PB STD	PB MR	PB MR		PB STD	PB MR	PB MR	PB MR	MDF MR E0	
	FACE		SS	SS	SS	SS	DS	DS	DS	DS	DS		DS	DS	SS	SS	SS	
	COLOUR DESCRIPTION	CODE																
PATTERNS	Grafito	1051		VL														
	Purestone	1048		VL														
	Truestone	1049		VL														
ACCENTS	Anodised Aluminium	AA7			M							✓						
	Bliss Cinder	BC5		VL			V	V				✓				V		
	Bliss Shitake	BS7		VL			V	V	V		V	✓				V		
	Blue Moon	BM2		VL			P					✓				P		
	Bluegrass	1005		VL			V					✓				V		
	Brushed Nickel	BN3		VL			GR, P					✓				GR, P		
	Brushed Silver	BSI		VL			GR, P					✓				GR, P		
	Deep Sea	1007		VL			P					✓				P		
	Finesse Sand	FS8		VL			V					✓				V		
	Finesse Taupe	FT4		VL			V					✓				V		
	Pewter Brush	PBR				M						✓						
	Rock Salt	RSA		VL			V					✓				V		
	Sarum Strand	SRS		VL			V					✓				V		
	Silver Brush	SVB				M						✓						
	Silver Strata	SIS		VL			V					✓				V		
	Teal	1006		VL			V					✓				V		

LAMINEX

FORMICA

SURROUND BY LAMINEX

FUSION

TRADE ESSENTIALS

HI-MACS

ESSASTONE



Laminate HPL Cut to Size Options Available

PARENT PRODUCT SIZE (MM)	3595 x 1395			3600 x 1500			2440 x 1220	3050 x 1220
FINISHES	AR			VL			M	M
CUT SHEET SIZES AVAILABLE(MM)	1795 x 695	1795 x 1395	3595 x 695	1800 x 750	1800 x 1500	3600 x 750	2440 x 150	3050 x 150

FINISHES LEGEND: AR AR Plus G Gloss GR Grain M Metallic P Pearl V Velvet VL Velour

Decorative Wall Panelling

- Fast and easy installation
- Pre-primed and ready to paint

Featuring contemporary and traditional designs, the MDF panels will add interest, texture and dimension to a wide range of commercial and residential projects.



The panels seamlessly connect via a tongue and groove system for ease of install, are designed to be used in a wide variety of interior applications and come pre-primed, ready to paint in your chosen colour.

Transform interiors using Surround by Laminex™

Decorative Wall Panelling 32

The designs of the Surround By Laminex™ range are protected by Australian Design Registrations.



A proud
Australian
manufacturer

For more information visit: surroundbylaminex.com.au






Scallop 45 is paired with **Scallop 22.5** to add additional depth and dimension to this banquette seating area.



CHECK WEBSITE FOR CURRENT AVAILABILITY AND LEADTIMES

RANGE	FACE	THICKNESS (MM)	SUBSTRATE	COLOUR	FINISH	900 × 1200	2400 × 1200	2700 × 1200	3000 × 1200	3600 × 1200
CLASSIC VJ	CLASSIC VJ 100	9	MDF MR E0	Primed	Ready To Paint	✓	✓	✓	✓	✓
			MDF FR	Primed	Ready To Paint		✓		✓	✓
	CLASSIC VJ 200	12	MDF MR E0	Primed	Ready To Paint		✓		✓	✓
			MDF FR	Primed	Ready To Paint		✓		✓	✓
HERITAGE	HERITAGE 150	9	MDF MR E0	Primed	Ready To Paint	✓	✓		✓	
			MDF FR	Primed	Ready To Paint		✓		✓	
BATTEN	BATTEN 25	12	MDF MR E0	Primed	Ready To Paint	✓	✓		✓	
			MDF FR	Primed	Ready To Paint		✓		✓	
	BATTEN 75	12	MDF MR E0	Primed	Ready To Paint		✓		✓	
			MDF FR	Primed	Ready To Paint		✓		✓	
	BATTEN 100	12	MDF MR E0	Primed	Ready To Paint	✓	✓		✓	
			MDF FR	Primed	Ready To Paint		✓		✓	
	BATTEN 300	12	MDF MR E0	Primed	Ready To Paint		✓		✓	✓
			MDF FR	Primed	Ready To Paint		✓		✓	✓
DEMI ROUND	DEMI ROUND 20	12	MDF MR E0	Primed	Ready To Paint	✓	✓		✓	
			MDF FR	Primed	Ready To Paint		✓		✓	
	DEMI ROUND 40	12	MDF MR E0	Primed	Ready To Paint	✓	✓		✓	
			MDF FR	Primed	Ready To Paint		✓		✓	
FRENCH STRIPE	FRENCH STRIPE 30	12	MDF MR E0	Primed	Ready To Paint		✓		✓	
			MDF FR	Primed	Ready To Paint		✓		✓	
SCALLOP	SCALLOP 22.5	12	MDF MR E0	Primed	Ready To Paint	✓	✓		✓	
			MDF FR	Primed	Ready To Paint		✓		✓	
	SCALLOP 45	12	MDF MR E0	Primed	Ready To Paint	✓	✓	✓	✓	
			MDF FR	Primed	Ready To Paint		✓	✓	✓	
	SCALLOP 135	12	MDF MR E0	Primed	Ready To Paint		✓		✓	
			MDF FR	Primed	Ready To Paint		✓		✓	

NEW – To view profiled sheets for use in joinery, see Laminex Profiled Cabinetry Sheets on page 15.



LAMINEX

FORMICA

SURROUND
BY LAMINEX

FUSION

TRADE
ESSENTIALS

HI-MACS

ESSASTONE



Slimline + SuperMatte.

Fusion™ harnesses cutting-edge technology to meet the growing desire for slimline benchtops and interior surfaces, with its highly durable fingerprint-resistant SuperMatte finish and colour-matched core producing a sleek. Seemingly homogenous surface material.

Composite Solid Surfaces 34

Become an Accredited Fusion Fabricator:
Fusion is sold exclusively to our network of accredited fabricators.
To register your interest in becoming an accredited Fusion fabricator, visit
<https://www.laminex.com.au/trade/brands/fusion/fabricator-eoi-form>



A proud
Australian
manufacturer

For more information visit: www.fusionsurfaces.com.au






CHECK WEBSITE FOR CURRENT AVAILABILITY AND LEADTIMES

RANGE	THICKNESS (MM)		6			13		
	SHEET SIZE (MM)		3600 x 750	3600 x 1500	CUT TO SIZE	3600 x 750	3600 x 1500	CUT TO SIZE
	FACE		DS	DS		DS	DS	
	COLOUR DESCRIPTION	COLOUR CODE						
WHITES & NEUTRALS	Black	460	SMT	SMT	✓	SMT	SMT	✓
	Pewter	329	SMT	SMT	✓	SMT	SMT	✓
	White	200	SMT	SMT	✓	SMT	SMT	✓

Edging Options




Black

Pewter

White

FINISHES LEGEND: SMT SuperMatte



LAMINEX

FORMICA

SURROUND
BY LAMINEX

FUSION

TRADE
ESSENTIALS

HI-MACS

ESSASTONE



Wood Panelling Essentials

Trade Essentials® offers the largest range of wood panelling products and accessories in Australia. Choose from high quality, durable Fireguard MDF for wall linings, V-Lite PVC panels for outdoor kitchen carcasses or Plywood for a brand-new cubby house, our products are strong, stable, and reliable.

Product Matrix 36

For more information visit: tradeessentials.com.au



Visually seamless surfaces

HI-MACS® is a delicate composition of acrylic, minerals and natural pigments that combine to create a smooth, non-porous, thermoformable and visually seamless surface.

HI-MACS® is now exclusively distributed by Laminex. An expanded palette of 66 colours is available, curated for contemporary Australian design trends. This includes 36 brand new colours, never launched in Australia as well as a sinks & basins range.

Acrylic Solid Surfaces 38 Sinks and Basins 40



Become an Accredited HI-Macs Fabricator:

Hi-Macs is sold exclusively to our network of accredited fabricators. To register your interest in becoming an accredited Hi-Macs fabricator, visit <https://www.laminex.com.au/brands/hi-macs/register-your-interest-form>

For more information visit: [himacs.com.au](https://www.himacs.com.au)





CHECK WEBSITE FOR CURRENT AVAILABILITY AND LEADTIMES

RANGE	PRODUCT TYPE		ACRYLIC SOLID SURFACE								ADHESIVES			
	SHEET SIZE (MM)		915 × 760	1835 × 760	2490 × 760	2490 × 910	2760 × 760	3680 × 760	3680 × 760	3680 × 1350	COLOUR DESCRIPTION	CODE	45ML	250ML
	THICKNESS (MM)		12 LG CUT	12 LG CUT	6	6	12 LG CUT	12	20	12			12	12
	COLOUR DESCRIPTION	CODE												
ACRYLIC GROUP A	Almond	S002	✓	✓			✓	✓			Peanut	AH04	✓	
	Alpine White	S028	✓	✓	✓	✓	✓	✓	✓	✓	Alpine White	AH16	✓	✓
	Arctic White	S006	✓	✓			✓	✓			Arctic White	AH02	✓	✓
	Cream	S009	✓	✓			✓	✓			Creemy	AH121	✓	
	Diamond White	S034	✓	✓			✓	✓			Diamond White	AH113	✓	
	Ivory White	S029	✓	✓			✓	✓			Ivory	AH32	✓	
	Nougat Cream	S201	✓	✓			✓	✓			Cream	AH20	✓	
	Satin White	S001	✓	✓			✓	✓			Satin White	AH01	✓	
ACRYLIC GROUP B	Ultra Alpine White	S928				✓	✓			Alpine White	AH16	✓	✓	
ACRYLIC GROUP C	Arctic Granite	G034	✓	✓			✓	✓			Silver	AH36	✓	✓
	Banana	S026	✓	✓			✓	✓			Banana	AH17	✓	
	Black	S022	✓	✓			✓	✓			V/Black	AH45	✓	
	Black Pearl	G010	✓	✓			✓	✓			Black	AH07	✓	
	Candy White	G235	✓	✓			✓	✓			Candy White	AH24	✓	
	Clay	G114	✓	✓			✓	✓			Clay	AH62	✓	
	Cloud Concrete	G557	✓	✓			✓	✓			Cloud	AH132	✓	
	Concrete Grey	S103	✓	✓			✓	✓			Concrete Grey	AH53	✓	
	Crystal Beige	G101	✓	✓			✓	✓			Satin White	AH01	✓	
	Darjeeling	G136	✓	✓			✓	✓			Pebble Pearl	AH58	✓	
	Firey Red	S025	✓	✓			✓	✓			Red	AH18	✓	
	Grey	S005	✓	✓			✓	✓			Grey	AH03	✓	
	Light Green	S212	✓	✓			✓	✓			Light Green	AH56	✓	
	Lunar Sand	G108	✓	✓			✓	✓			Silver	AH36	✓	✓
	Mazarin Blue	S107	✓	✓			✓	✓			Mazarine Blue	AH102	✓	
	Opal	S302	✓	✓			✓	✓			Opal	AT02	✓	
	Orange	S027	✓	✓			✓	✓			Orange	AH19	✓	
	Pebble Pearl	G107	✓	✓			✓	✓			Pebble Pearl	AH58	✓	
	Perna Black	P004	✓	✓			✓	✓			Black	AH07	✓	
	Perna White	P001	✓	✓			✓	✓			Perna White	AH21	✓	
Ruby	S304	✓	✓			✓	✓			Ruby	AT04	✓		
Sand White	G194	✓	✓			✓	✓			Arctic White	AH02	✓	✓	
Sea Oat Quartz	G038	✓	✓			✓	✓			Mikeno	AH44	✓		
Snow Concrete	G556	✓	✓			✓	✓			Arctic White	AH02	✓	✓	
Steel Concrete	G555	✓	✓			✓	✓			Pantheon	AH114	✓		

FINISHES LEGEND: MS Matt Satin U No Finish

LAMINEX

FORMICA

SURROUND
BY LAMINEX

FUSION

TRADE
ESSENTIALS

HI-MACS

ESSASTONE





CHECK WEBSITE FOR CURRENT AVAILABILITY AND LEADTIMES

RANGE	PRODUCT TYPE		ACRYLIC SOLID SURFACE							ADHESIVES				
	SHEET SIZE (MM)		915 × 760	1835 × 760	2490 × 760	2490 × 910	2760 × 760	3680 × 760	3680 × 760	3680 × 1350	COLOUR DESCRIPTION	CODE	45ML	250ML
	THICKNESS (MM)		12 LG CUT	12 LG CUT	6	6	12 LG CUT	12	20	12			12	12
	COLOUR DESCRIPTION	CODE												
ACRYLIC GROUP C	Steel Grey	S109	✓	✓			✓	✓			Steel Grey	AH101	✓	
	Suede	S121	✓	✓			✓	✓			Beige	AH126	✓	
	Urban Concrete	G554	✓	✓			✓	✓			Pearl Grey	AH22	✓	
	Whinstone	G115	✓	✓			✓	✓			Whinstone	AH63	✓	
ACRYLIC GROUP D	Andromeda	T017	✓	✓			✓	✓			Alpine White	AH16	✓	✓
	Gemini	VW01	✓	✓			✓	✓			Silver	AH36	✓	✓
	Ice Queen	W001	✓	✓			✓	✓			Alpine White	AH16	✓	✓
	Intense Ultra Black	S922U	✓	✓			✓	✓			Intense Black	AH134	✓	
	Intense Ultra Dark Grey	S924U	✓	✓			✓	✓			Intense Dark Grey	AH135	✓	
	Intense Ultra Grey	S923U	✓	✓			✓	✓			Concrete Grey	AH53	✓	
	Moon Dusk	W022	✓	✓			✓	✓			Pantheon	AH114	✓	
	Morning Calm	W021	✓	✓			✓	✓			Pebble Pearl	AH58	✓	
	Santa Ana	VA01	✓	✓			✓	✓			Grey	AH03	✓	
ACRYLIC GROUP E	Ancona	M423	✓	✓			✓	✓			Semi Trans	AH123	✓	
	Aurora Bianco	M606	✓	✓			✓	✓			Arctic White	AH02	✓	✓
	Aurora Cream	M607	✓	✓			✓	✓			Aurora Grey	AH139	✓	
	Aurora Pavia	M603	✓	✓			✓	✓			Perna White	AH21	✓	
	Aurora Sanremo	M605	✓	✓			✓	✓			Dark	AH35	✓	
	Aurora Torano	M601	✓	✓			✓	✓			Arctic White	AH02	✓	✓
	Chic Concrete	M551	✓	✓			✓	✓			Pantheon	AH114	✓	
	Ebony Concrete	M553	✓	✓			✓	✓			Colosseum	AH115	✓	
	Ispani	M428	✓	✓			✓	✓			Silver	AH36	✓	✓
	Naples	M904	✓	✓			✓	✓			Marta Grey	AH107	✓	
Shadow Concrete	M552	✓	✓			✓	✓			Marta Grey	AH107	✓		

LAMINEX

FORMICA

SURROUND
BY LAMINEX

FUSION

TRADE
ESSENTIALS

HI-MACS

ESSASTONE





CHECK WEBSITE FOR CURRENT AVAILABILITY AND LEADTIMES

PRODUCT TYPE	DESCRIPTION	CODE	DIMENSIONS (MM)	FINISH
SINKS & BASINS WITH OVERFLOW	Small Narrow U'Mount W OFlow	CS203A	200 x 300 x 158	MS
		CS325RA	202 x 365 x 144	MS
	Mid Narrow U'Mount W OFlow	CS204A	250 x 350 x 162	MS
	Narrow Square U'Mount W OFlow	CS354A	350 x 400 x 196	MS
	Square Mid Deep U'Mount W OFlo	CS325SA	365 x 365 x 184	MS
	Wide Under Mount With Overflow	CB402A	400 x 280 x 120	MS
	Square Squat U'Mount W OFlow	CS404A	400 x 400 x 196	MS
	Round Under Mount With OFlow	CB422A	422 x 376 x 156	MS
	Square Deep U'Mount W OFlow	CS400SA	440 x 400 x 325	MS
	Small Square U'Mount W OFlow	CS398SA	448 x 448 x 226	MS
	Rectangle U'Mount W OFlow	CS453A	450 x 350 x 210	MS
	Mid Square U'Mount W OFlow	CS454A	450 x 400 x 196	MS
	Oval Under Mount With OFlow	CB465A	465 x 411 x 176	MS
	Wide Under Mount With Overflow	CB483A	480 x 320 x 121	MS
	Rectangle U'Mount W OFlow	CS449RSA	489 x 325 x 184	MS
	Square Deep Rnd Corner W OFlow	CS449RLA	489 x 415 x 240	MS
	Rectangle Under Mount W OFlow	CB502A	500 x 280 x 120	MS
	Large Under Mount W Overflow	CB503A	500 x 320 x 106	MS
	Large Squat U'Mount W OFlow	CS504A	500 x 400 x 196	MS
	Square Small U'Mount W OFlow	CS490RA	540 x 420 x 214	MS
CS490DA		550 x 430 x 214	MS	
Large Square U'Mount W OFlow	CS528RA	578 x 400 x 198	MS	
Wide Undermount With Overflow	CS604A	600 x 400 x 196	MS	
Extra Wide Undermount W OFlow	CS704A	700 x 400 x 198	MS	
Long Bowed U'Mount W Overflow	CB753A	750 x 320 x 120	MS	
TOP MOUNT SINKS & BASINS	Round Top Mount No OFlow	CB330C	370 x 368 x 130	MS
	Square Top Mount No OFlow	CB330S	370 x 370 x 130	MS
	Wide Top Mount No OFlow	CB540R	580 x 370 x 130	MS

PRODUCT TYPE	DESCRIPTION	CODE	DIMENSIONS (MM)	FINISH
UNDERMOUNT SINKS & BASINS	Small Narrow U'Mount No OFlow	CS203	200 x 300 x 158	MS
		CS325R	202 x 365 x 144	MS
	Mid Narrow U'Mount No OFlow	CS204	250 x 350 x 162	MS
	Narrow Square U'Mount No OFlow	CS354	350 x 400 x 196	MS
	Square Mid Deep U'Mount No OFI	CS325S	365 x 365 x 184	MS
	Wide Under Mount No OFlow	CB402	400 x 280 x 120	MS
	Square Squat U'Mount No OFlow	CS404	400 x 400 x 196	MS
	Round Under Mount No OFlow	CB422	422 x 376 x 156	MS
	Square Deep U'Mount No OFlow	CS400S	440 x 440 x 325	MS
	Small Square U'Mount No OFlow	CS398S	448 x 448 x 226	MS
	Rectangle U'Mount No OFlow	CS453	450 x 350 x 210	MS
	Mid Square U'Mount No OFlow	CS454	450 x 400 x 196	MS
	Oval Under Mount No OFlow	CB465	465 x 411 x 176	MS
	Wide Under Mount No Overflow	CB483	480 x 320 x 121	MS
	Rectangle U'Mount No OFlow	CS449RS	489 x 325 x 184	MS
	Square Deep Tight Corner No OF	CS449RL	489 x 415 x 240	MS
	Rectangle Under Mount No OFlow	CB502	500 x 280 x 120	MS
	Large Under Mount No Overflow	CB503	500 x 320 x 106	MS
	Large Squat U'Mount No OFlow	CS504	500 x 400 x 196	MS
	Long Undermount W Overflow	CB523	520 x 320 x 78	MS
Square Small U'Mount No OFlow	CS490R	540 x 420 x 214	MS	
Large Square U'Mount No OFlow	CS528R	578 x 400 x 198	MS	
Long Narrow U'Mount NoOverflow	CB602	600 x 280 x 120	MS	
Long Narrow U'Mount W OFlow	CB602A	600 x 280 x 120	MS	
Wide Undermount No Overflow	CS604	600 x 400 x 196	MS	
Extra Wide Undermount No OFlow	CS704	700 x 400 x 198	MS	
Long Bowed U'Mount No OFlow	CB753	750 x 320 x 120	MS	
Baby Bath Under Mount No OFlow	CB680	751 x 471 x 172	MS	
Wide Double U'Mount No OFlow	CS824D	874 x 450 x 218	MS	
PLUG & WASTE	Covered Basket Waste	CBWSTE		U
	Pop Up Basin Waste	PBWSTE		U
	Standard Basin Waste	SBWSTE		U

FINISHES LEGEND: MS Matt Satin U No Finish

LAMINEX

FORMICA

SURROUND BY LAMINEX

FUSION

TRADE ESSENTIALS

HI-MACS

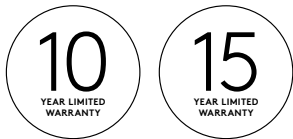
ESSASTONE



Finishes so beautiful, they're a masterpiece

Immaculately designed, Essastone® encapsulates the superior functionality of engineered stone with finishes so beautiful, they're a work of art. Essastone is ideal for benchtops, splashbacks, vanities and feature walls.

Engineered Stone 42



A 10 year warranty applies to Standard and Deluxe ranges.
A 15 year warranty applies to Premium, Luxury and Ultimate decors.

For more information visit: www.laminex.com.au/brands/essastone





CHECK WEBSITE FOR CURRENT AVAILABILITY AND LEADTIMES

RANGE	SHEET SIZE (MM)	3050 x 1440	3200 x 1550	3200 x 1600	3200 x 1640	3250 x 1600	3300 x 1650
	THICKNESS (MM)	20	20	20	20	20	20
	COLOUR DESCRIPTION						
1 STANDARD 41A	New Calcite	G		G			
	New Chalkstone	G		G			
	New Lava Black	G		G			
	New Nickel	G		G			
	New Silica	G		G			
	New Zinc	G		G			
2 DELUXE 42A	Light Concrete			G			
	New Crystallite			G			
	New Pure Cloud			G			
	Vena Grigia			G			
	Warm Concrete			G			
3 PREMIUM 43A	Ash Concrete					MT	
	Concrete Pezzato		WD				
	Fino Venato						G
	Milano Venato				G		
	Perla Venato				G		
	White Concrete					MT	
4 LUXURY 44A	Caolino					G, MT	
	Carrara					G, MT	
	Grigio Novello				G		
	Luna Concrete		WD				
	Marmo Bianco				G		
5 ULTIMATE 45A	Unique Calacatta					G, HN	

LAMINEX

FORMICA

SURROUND
BY LAMINEX

FUSION

TRADE
ESSENTIALS

HI-MACS

ESSASTONE



FINISHES LEGEND: G Gloss HN Honed I Igneous MT Matt WD Weathered

Note: All non-gloss, black and textured surfaces require additional care and cleaning to maintain stain and scratch resistance.



Trade Section

The complete guide to products and finishes available: product codes, pack sizes and an indication of stocking broken down by product.

Laminex	44	Aquapanel	74	Surround by Laminex	86	Plywood	95
Decorated MDF	46	Additional Edging	75	Decorative Wall	87	Laminate HPL	97
Decorated Particleboard	58	Made-to-Measure	78	Panelling		Edging	97
Laminate (HPL)	61	Formica	79	Fusion	88	Other	97
Cut to Size Options	69	Laminate (HPL)	81	Composite Solid Surfaces	89	HI-MACS	98
Compact Laminate	70	Metallic	82			Acrylic Solid Surfaces	99
Chem Resistant	72	Cut to Size Options	82	Trade Essentials	90	Sinks and Basins	101
Magnetic	72	Decorated MDF	83	Particleboard Flooring	91	Accessories	101
Metaline	72	Decorated Particleboard	85	Raw Particleboard	91	Essastone	102
Metallic	72	Easy Fit Benchtops	85	White Particleboard	92	Engineered Stone	103
Profiled Cabinetry Sheets	73			Raw MDF	93		
				White MDF	94		

To view this section online, please visit laminex.com.au/trade

Estimated leads times and product availability are current as at the date of publishing this document and are subject to change. Please check with the website to confirm.

Please scan code for further information on our ranges.



Design for life.

Laminex® has been part of Australian life for more than 85 years. Our commitment to design, innovation, quality and sustainability endures. That's why we continue to produce a beautifully curated collection of decorative surfaces. They're perfect for a wide range of styles and applications, and are designed to stand up to the rigours of everyday life.

Navigating the range	45	Magnetic	72
Decorated MDF	46	Metaline	72
Decorated Particleboard	58	Metallic	72
Laminate (HPL)	61	Aquapanel	73
Cut to Size Options	69	Additional Edging	74
Compact Laminate	70	Made-to-Measure	77
Chem Resistant	72	Profiled Cabinetry Sheets	78



A proud Australian manufacturer

For more information visit: laminex.com.au





Colour Selections

The Laminex Colour Collection is a timeless palette inspired by the colours from nature.



Whites & Neutrals

Featuring classic shades of white, organic mid-tone neutrals and a selection of darker tones from intense charcoals to black.



Woodgrains

Reflecting the authentic textures and tones of solid timbers, from cool and neutral grey tones through to light and dark warm tones.



Minerals

Inspired by the textural beauty of natural stone and concretes, featuring marble designs, aggregates in quartz and terrazzo styles and raw concretes.



Accents

An evolving palette that reflects shifting design trends, from muted bolds to brilliant brights, patterns and metallics.

Finish Selections

Laminex finishes are designed to add dimension and tactility to spaces.

AbsoluteGloss	A premium, ultra-glossy, reflective finish with a mirror sheen.
AbsoluteMatte	A premium, super-matte, intriguingly tactile and fingerprint resistant finish.
Carbide	A subtle textured finish with a soft sheen.
Chalk	A low gloss, tactile finish with the look and feel of a raw veneer.
DiamondGloss	A high gloss, smooth touch finish.
Flint	A subtle, textured finish with a soft sheen.
Gloss	A high gloss, smooth touch finish akin to a whiteboard surface.
Metallic	A real metal surface designed for special effects on vertical surfaces.
Natural	A durable, low sheen, smooth touch finish.
Nuance	A matte and gloss combination with a linear, sandblasted woodgrain effect.
Paper	A textured, organic finish made from 30% reclaimed material, with the handmade appearance of recycled paper.
Plex	A low gloss finish with a textile effect.
PureGrain	A luxurious matte finish with a delicate woodgrain texture for a beautiful, organic painted wood effect.
Silk	A sleek, semi-gloss, smooth touch finish.

Product Selections

Laminex is a proud Australian manufacturer. Our products combine modern design with resilient materials.

Laminate (HPL)

A thin, highly resilient and versatile surface mostly adhered to a thicker substrate to make laminate benchtops or wall panels. Postformable laminates can be moulded to a radius for seamless benchtops and curved designs.

Compact Laminate

A robust, moisture resistant, self-supporting panel with high scratch, wear, stain and impact resistance. Often specified for its toughness and serviceability in demanding environments.

Decorated MDF

A mainstay of interior joinery due to its versatility and resilience to wear. It's also easy to clean and unlike natural veneers and other materials, it resists fading. Matching edging is available.

Decorated Particleboard

A cost effective solution in project design and construction, often used as commercial wall cladding or in retail and office fit-outs as workstations and office furniture. Matching edging is available.



STOCK AVAILABILITY + STOCKED IN EVERY STATE - EX. SYDNEY AND MELBOURNE WITH SELECT ITEMS ALSO STOCKED IN OTHER DC'S ■ EX. MELBOURNE ✦ MADE TO ORDER

TYPE	COLOUR DESCRIPTION	COLOUR CODE	FINISH CODE	SUBSTRATE	THICKNESS (MM)	SHEET SIZE (MM)	FACE	PROD CODE	PACK SIZE	STOCKED IN	MATCHING STANDARD BOARD EDGING (1MM)			MATCHING LARGE FORMAT EDGING (2MM)	MATCHING INVISIDGE EDGING
											25MT	100MT	100MT		
LAMINEX DECORATED MDF	Aged Ash	151	CK	MDF MR EO	16	2400 x 1200	DS	985507	20	+	988640	988648			
					18	2400 x 1200	DS	985535	20	+	988640	988648			
			NT	MDF MR EO	16	2400 x 1200	DS	985335	20	+	986346	986357			
					18	2400 x 1200	DS	985372	20	+	986346	986357			
	Aged Walnut	6055	CK	MDF MR EO	16	2400 x 1200	DS	985508	20	+	988641	988649			
					18	2400 x 1200	DS	985536	20	+	986347	986358			
			NT	MDF MR EO	16	2400 x 1200	DS	985373	20	+	986347	986358			
					18	2400 x 1200	DS	985373	20	+	986347	986358			
	Alabaster	203	F	MDF MR EO	16	2400 x 1200	DS	948065	20	+	916799	874773			
					18	2400 x 1200	DS	948022	20	+	916799	874773			
	Alaskan	334	NT	MDF MR EO	16	2400 x 1200	DS	948231	20	+	913168	913187			
					18	2400 x 1200	DS	912891	20	+	913168	913187			
					25	3600 x 1800	DS	408010	10	✦		988968			
					32	3600 x 1800	DS	408057	10	✦		913235			
					18	3600 x 1800	DS	407972	10	✦	913168	913187			
					16	2400 x 1200	DS	961904	20	+	962228	962215			
	Alpaca	004	F	MDF MR EO	16	2400 x 1200	DS	944936	20	+	945103	945061			
					18	2400 x 1200	DS	943136	20	+	945103	945061			
	Alpine Mist	8527	NT	MDF MR EO	16	2400 x 1200	DS	985325	20	+	986031	986046			
					18	2400 x 1200	DS	985362	20	+	986031	986046			
Aquamarine	124	NT	MDF MR EO	16	2400 x 1200	DS	985215	20	+	985973	985984				
				18	2400 x 1200	DS	985229	20	+	985973	985984				
Aries	079	AM	MDF MR EO	18	2400 x 1200	DS	401129	20	+	400961	400967	404999			
				16	2400 x 1200	SSWB	401124	20	+	400961	400967	404999			
		F	MDF MR EO	18	2400 x 1200	DS	976727	20	+	977195	977189				
				18	2400 x 1200	DS	976745	20	+	977195	977189				
		NT	MDF MR EO	16	2400 x 1200	DS	401042	20	+	977195	977189	404986			
				25	3600 x 1800	DS	408011	10	✦		984304				
				32	3600 x 1800	DS	408058	10	✦		982961				
				18	3600 x 1800	DS	407973	10	✦	977195	977189	404986			
		SK	MDF MR EO	16	2400 x 1200	DS	991912	20	+	992716	992642				
				18	2400 x 1200	DS	991930	20	+	992716	992642				
Artisan Beamwood	6409	CK	MDF MR EO	16	2400 x 1200	DS	985509	20	+	988643	988650				
				18	2400 x 1200	DS	985537	20	+	988643	988650				

TYPE	COLOUR DESCRIPTION	COLOUR CODE	FINISH CODE	SUBSTRATE	THICKNESS (MM)	SHEET SIZE (MM)	FACE	PROD CODE	PACK SIZE	STOCKED IN	MATCHING STANDARD BOARD EDGING (1MM)			MATCHING LARGE FORMAT EDGING (2MM)	MATCHING INVISIDGE EDGING
											25MT	100MT	100MT		
LAMINEX DECORATED MDF	Artisan Beamwood	6409	NT	MDF MR EO	16	2400 x 1200	DS	985337	20	+	992712	992638			
					18	2400 x 1200	DS	985374	20	+	992712	992638			
	Ash White	209	F	MDF MR EO	16	2400 x 1200	DS	948009	20	+	943572	885944			
					18	2400 x 1200	DS	948096	20	+	943572	885944			
	Avignon Walnut	006	CK	MDF MR EO	16	2400 x 1200	DS	985510	20	+	992778	992777			
					18	2400 x 1200	DS	985538	20	+	992778	992777			
			NT	MDF MR EO	16	2400 x 1200	DS	944942	20	+	945104	945062			
					18	2400 x 1200	DS	943141	20	+	945104	945062			
			SK	MDF MR EO	16	2400 x 1200	DS	967553	20	+	967564	967561			
					18	2400 x 1200	DS	967558	20	+	967564	967561			
	Basalt	296	NT	MDF MR EO	16	2400 x 1200	DS	948244	20	+	914760	914759			
					18	2400 x 1200	DS	914767	20	+	914760	914759			
	Battalion	042	F	MDF MR EO	16	2400 x 1200	DS	961084	20	+	961204	961222			
					18	2400 x 1200	DS	961102	20	+	961204	961222			
					25	3600 x 1800	DS	407998	10	✦		984305			
					32	3600 x 1800	DS	408045	10	✦		974188			
					18	3600 x 1800	DS	407966	10	✦	961204	961222			
					16	2400 x 1200	DS	991913	20	+	992717	992643			
	Baye	007	F	MDF MR EO	16	2400 x 1200	DS	944938	20	+	945105	945063			
					18	2400 x 1200	DS	943137	20	+	945105	945063			
Bayleaf	254	F	MDF MR EO	16	2400 x 1200	DS	401043	20	+	945105	945063				
				18	2400 x 1200	DS	948068	20	+	946278	939831				
Black	460	AG	MDF MR EO	18	2400 x 1200	DS	948086	20	+	946278	939831				
				18	2400 x 1200	DS	948086	20	+	946278	939831				
				18	2400 x 1200	DS	988249	20	+	988249	98824	995793			
				18	2400 x 1200	SS	988243	20	+	988243	98824	995793			
				18	3600 x 1200	DS	988261	20	+	988261	98824	995793			
				18	3600 x 1200	SS	988255	20	+	988255	98824	995793			
		AM	MDF MR EO	18	2400 x 1200	DS	986258	20	+	993323	993324	995785			
				18	2400 x 1200	SSBB	986256	20	+	993323	993324	995785			
				18	3600 x 1200	DS	989616	20	+	993323	993324	995785			
				18	3600 x 1200	SSBB	989088	20	+	993323	993324	995785			
		F	MDF MR EO	25	3600 x 1200	SSBB	988565	20	+	993329					
				12	2400 x 1200	DS	948064	30	+	916601	857658				
				16	2400 x 1200	DS	947961	20	+	916601	857658				
				16	3600 x 1200	DS	947962	20	+	916601	857658				

LAMINEX

FORMICA

SURROUND BY LAMINEX

FUSION

TRADE ESSENTIALS

HI-MACS

ESSASTONE

FINISHES LEGEND: AG AbsoluteGloss AM AbsoluteMatte CB Carbide CK Chalk DG DiamondGloss F Flint G Gloss M Metallic NT Natural NU Nuance PG Puregrain PL Plex PZ Paper RP Ripple S Satin SK Silk TL Tile

Cut to Size options also available – see page 68. Stacking in line with parent product size. * The edging tape is not an exact match. Please familiarise yourself with the colour match before placing an order. By placing an order you accept the slight colour variation which is not a defect. # Note: AbsoluteGloss Panel finished thickness is approx. 19.5mm. AbsoluteMatte Panel finished thickness is approx. 18.6mm.



STOCK AVAILABILITY + STOCKED IN EVERY STATE □ EX. SYDNEY AND MELBOURNE WITH SELECT ITEMS ALSO STOCKED IN OTHER DC'S ■ EX. MELBOURNE ✦ MADE TO ORDER

TYPE	COLOUR DESCRIPTION	COLOUR CODE	FINISH CODE	SUBSTRATE	THICKNESS (MM)		FACE	PROD CODE	PACK SIZE	STOCKED IN	MATCHING STANDARD BOARD EDGING (1MM)		
					25MT	100MT					100MT		
LAMINEX DECORATED MDF	Black	460	F	MDF MR EO	18	2400 x 1200	DS	888105	20	+	916601	857658	
					18	3600 x 1200	DS	947966	20	+	916601	857658	
					25	3600 x 1800	DS	407999	10	✦		984306	
					32	3600 x 1800	DS	408046	10	✦		846305	
					18	3600 x 1800	DS	402846	10	+	916601	857658	
					18	3600 x 1800	DS	402846	10	+	916601	857658	
				MDF HD EO	18	3600 x 1800	DS	402846	10	+	916601	857658	
					18	3600 x 1800	DS	402846	10	+	916601	857658	
					18	3600 x 1800	DS	402846	10	+	916601	857658	
					18	3600 x 1800	DS	402846	10	+	916601	857658	
					18	3600 x 1800	DS	402846	10	+	916601	857658	
					18	3600 x 1800	DS	402846	10	+	916601	857658	
			MDF STD EO	18	2400 x 1800	DS	860553	20	+	848349	846092		
				25	2400 x 1800	DS	860512	10	+		846230		
				16	2400 x 1200	DS	969974	20	+	992786	992780		
				18	2400 x 1200	DS	970662	20	+	992786	992780		
				18	2400 x 1200	DS	402364	15	+	992786	992780		
				25	3600 x 1800	DS	402365	10	□		983166		
				32	3600 x 1800	DS	402366	10	□		972995		
				18	3600 x 1800	DS	408103	10	✦	992786	992780		
				25	3600 x 1800	DS	408119	10	✦		992783		
				32	3600 x 1800	DS	408136	10	✦		992781		
			PG	MDF MR EO	16	2400 x 1200	DS	991631	20	+	992706	992632	
					16	3600 x 1200	DS	994393	20	+	992706	992632	
					18	2400 x 1200	DS	991637	20	+	992706	992632	
				MDF MR EO	16	2400 x 1200	DS	991914	20	□	932941	932917	
					18	2400 x 1200	DS	991932	20	□	932941	932917	
					16	2400 x 1200	DS	991914	20	□	932941	932917	
Black Birchply	8552	CK	MDF MR EO	16	2400 x 1200	DS	985511	20	+	989412	989411		
				18	2400 x 1200	DS	985539	20	□	989412	989411		
				18	3600 x 1800	DS	408094	10	✦	989412	989411		
			MDF MR HD EO	25	3600 x 1800	DS	408108	10	✦		991305		
				32	3600 x 1800	DS	408125	10	✦		992688		
				16	2400 x 1200	DS	985338	20	+	989414	989413		
		NT	MDF MR EO	18	2400 x 1200	DS	985375	20	□	989414	989413		
				25	3600 x 1800	DS	408012	10	✦		991410		
				32	3600 x 1800	DS	408059	10	✦		992693		
			MDF MR HD EO	18	3600 x 1800	DS	407974	10	✦	989414	989410		
				16	2400 x 1200	DS	985512	20	□	991794	991793		
				18	2400 x 1200	DS	985540	20	■	991794	991793		
Blackened Elm	070	CK	MDF MR EO	16	2400 x 1200	DS	985512	20	□	991794	991793		
				18	2400 x 1200	DS	985540	20	■	991794	991793		
				16	2400 x 1200	DS	976718	20	+	977258	977219		
		NT	MDF MR EO	16	2400 x 1200	DS	976718	20	+	977258	977219		
				18	2400 x 1200	DS	976736	20	■	977258	977219		
				18	2400 x 1200	DS	976736	20	■	977258	977219		

TYPE	COLOUR DESCRIPTION	COLOUR CODE	FINISH CODE	SUBSTRATE	THICKNESS (MM)		FACE	PROD CODE	PACK SIZE	STOCKED IN	MATCHING STANDARD BOARD EDGING (1MM)			
					25MT	100MT					100MT			
LAMINEX DECORATED MDF	Blackened Legno	144	CK	MDF MR EO	16	2400 x 1200	DS	985513	20	+	988326	988334		
					16	3600 x 1200	DS	994394	20	□	988326	988334		
					18	2400 x 1200	DS	985541	20	□	988326	988334		
			NT	MDF MR EO	16	2400 x 1200	DS	985339	20	+	986348	986359		
					18	2400 x 1200	DS	985376	20	□	986348	986359		
					16	2400 x 1200	DS	948232	20	+	913162	913181		
	Blackened Linewood	338	NT	MDF MR EO	18	2400 x 1200	DS	912892	20	□	913162	913181		
					16	2400 x 1200	DS	961906	20	□	962238	962234		
			NU	MDF MR EO	18	2400 x 1200	DS	961957	20	■	962238	962234		
					16	2400 x 1200	DS	961957	20	■	962238	962234		
	Bleached Elm	6404	CK	MDF MR EO	16	2400 x 1200	DS	985514	20	+	988327	988335		
					18	2400 x 1200	DS	985542	20	□	988327	988335		
			NT	MDF MR EO	16	2400 x 1200	DS	985340	20	+	986349	986360		
					18	2400 x 1200	DS	985377	20	□	986349	986360		
	Bleached Wenge	038	CK	MDF MR EO	16	2400 x 1200	DS	988368	20	□	992794	992793		
					18	2400 x 1200	DS	988370	20	■	992794	992793		
			NT	MDF MR EO	16	2400 x 1200	DS	961080	20	□	961200	961218		
					18	2400 x 1200	DS	961098	20	■	961200	961218		
	Burnished Wood	602	NT	MDF MR EO	16	2400 x 1200	DS	948181	20	+	916801	882210		
					18	2400 x 1200	DS	888188	20	□	916801	882210		
					25	3600 x 1800	DS	408013	10	✦		984290		
					32	3600 x 1800	DS	408060	10	✦		851975		
					MDF MR HD EO	18	3600 x 1800	DS	402841	10	□	916801	882210	
						16	2400 x 1200	DS	961907	20	+	962240	962242	
			NU	MDF MR EO	18	2400 x 1200	DS	961958	20	□	962240	962242		
					18	3600 x 1800	DS	408104	10	✦	962240	962242		
					25	3600 x 1800	DS	408120	10	✦		984286		
				SK	MDF MR EO	32	3600 x 1800	DS	408137	10	✦	962245		
16						2400 x 1200	DS	975855	20	□	975864	975863		
18						2400 x 1200	DS	975856	20	■	975864	975863		
Burnt Ochre	196	NT	MDF MR EO	16	2400 x 1200	DS	994069	20	□	994498	994486			
				18	2400 x 1200	DS	994079	20	□	994498	994486			
Calm Oak	1036	CK	MDF MR EO	16	2400 x 1200	DS	401062	20	+	400920	400925			
				18	2400 x 1200	DS	401066	20	+	400920	400925			
		MDF MR HD EO	18	3600 x 1800	DS	408095	10	✦	400920	400925				
			18	3600 x 1800	DS	408095	10	✦	400920	400925				

LAMINEX

FORMICA

SURROUND BY LAMINEX

FUSION

TRADE ESSENTIALS

HI-MACS

ESSASTONE

FINISHES LEGEND: AG AbsoluteGloss AM AbsoluteMatte CB Carbide CK Chalk DG DiamondGloss F Flint G Gloss M Metallic NT Natural NU Nuance PG Puregrain PL Plex PZ Paper RP Ripple S Satin SK Silk TL Tile

Cut to Size options also available – see page 69. Stacking in line with parent product size. * The edging tape is not an exact match. Please familiarise yourself with the colour match before placing an order. By placing an order you accept the slight colour variation which is not a defect.
 # Note: AbsoluteGloss Panel finished thickness is approx. 19.5mm. AbsoluteMatte Panel finished thickness is approx. 18.6mm.



STOCK AVAILABILITY ⊕ STOCKED IN EVERY STATE ⊖ EX. SYDNEY AND MELBOURNE WITH SELECT ITEMS ALSO STOCKED IN OTHER DC'S ■ EX. MELBOURNE ✦ MADE TO ORDER

TYPE	COLOUR DESCRIPTION	COLOUR CODE	FINISH CODE	SUBSTRATE	THICKNESS (MM)	SHEET SIZE (MM)	FACE	PROD CODE	PACK SIZE	STOCKED IN	MATCHING STANDARD BOARD EDGING (1MM)			
											25MT	100MT	100MT	
											MATCHING LARGE FORMAT EDGING (2MM)			
LAMINEX DECORATED MDF	Calm Oak	1036	CK	MDF MR HD EO	25	3600 x 1800	DS	408109	10	✦		400929		
					32	3600 x 1800	DS	408126	10	✦		403361		
				NT	MDF MR EO	16	2400 x 1200	DS	401044	20	⊕	400938	400947	
						18	2400 x 1200	DS	401057	20	⊕	400938	400947	
			MDF MR HD EO	25	3600 x 1800	DS	408014	10	✦		403355			
				32	3600 x 1800	DS	408061	10	✦		403365			
			MDF MR HD EO	18	3600 x 1800	DS	407975	10	✦	400938	400947			
				Calm White	8522	NT	MDF MR EO	16	2400 x 1200	DS	985216	20	⊕	985974
	18	2400 x 1200	DS					985230	20	⊕	985974	985985	404987	
	Chalk White	8524	NT	MDF MR EO	16	2400 x 1200	DS	985217	20	⊕	985976	985987	404988	
					18	2400 x 1200	DS	985231	20	⊕	985976	985987	404988	
	Chalky Teak	009	NT	MDF MR EO	16	2400 x 1200	DS	944944	20	⊕	945108	945066		
					18	2400 x 1200	DS	943144	20	■	945108	945066		
			NU	MDF MR EO	16	2400 x 1200	DS	961908	20	⊖	962248	962246		
					18	2400 x 1200	DS	961959	20	■	962248	962246		
	Chamois	325	F	MDF MR EO	16	2400 x 1200	DS	947387	20	⊕	913169	913188		
					18	2400 x 1200	DS	912799	20	⊖	913169	913188		
					MDF MR EO	16	2400 x 1200	DS	948060	20	⊕	916602	857823	
						16	3600 x 1200	DS	948061	20	⊖	916602	857823	
	Charcoal	461	F	MDF MR EO	18	2400 x 1200	DS	888111	20	⊕	916602	857823		
					25	3600 x 1800	DS	408000	10	✦		984115		
				MDF STD EO	32	3600 x 1800	DS	408047	10	✦		846307		
					18	3600 x 1800	DS	407967	10	✦	916602	857823		
			MDF STD EO	18	2400 x 1800	DS	860557	20	⊕	991727	846097			
				25	2400 x 1800	DS	860518	10	⊖		846232			
				NU	MDF MR EO	16	2400 x 1200	DS	988369	20	⊕	988342	988343	
						18	2400 x 1200	DS	988371	20	⊖	988342	988343	
	Cherry Riftwood	071	NT	MDF MR EO	16	2400 x 1200	DS	976720	20	⊖	977259	977220		
18					2400 x 1200	DS	976738	20	■	977259	977220			
NU			MDF MR EO	16	2400 x 1200	DS	976807	20	⊖	977244	977205			
				18	2400 x 1200	DS	976822	20	■	977244	977205			
Chestnut Woodland	1038	CK	MDF MR EO	16	2400 x 1200	DS	401063	20	⊕	400921	400924			
				18	2400 x 1200	DS	401067	20	⊕	400921	400924			
		NT	MDF MR EO	16	2400 x 1200	DS	401045	20	⊕	400939	400948			
				18	2400 x 1200	DS	401058	20	⊕	400939	400948			

TYPE	COLOUR DESCRIPTION	COLOUR CODE	FINISH CODE	SUBSTRATE	THICKNESS (MM)	SHEET SIZE (MM)	FACE	PROD CODE	PACK SIZE	STOCKED IN	MATCHING STANDARD BOARD EDGING (1MM)		
											25MT	100MT	100MT
											MATCHING LARGE FORMAT EDGING (2MM)		
LAMINEX DECORATED MDF	Classic Oak	8537	NT	MDF MR EO	16	2400 x 1200	DS	984370	20	⊕	984220	984221	
					18	2400 x 1200	DS	984698	20	⊕	984220	984221	
					25	3600 x 1800	DS	402853	10	⊕		984335	
				MDF MR HD EO	32	3600 x 1800	DS	408062	10	✦		984225	
					18	3600 x 1800	DS	402836	10	⊕	984220	984221	
					MDF STD EO	18	2400 x 1800	DS	984599	20	⊖	984222	984223
			NU	MDF MR EO	25	2400 x 1800	DS	984600	10	⊕		984224	
					16	2400 x 1200	DS	984371	20	⊕	984211	984212	
					18	2400 x 1200	DS	984699	20	⊕	984211	984212	
				MDF MR HD EO	18	3600 x 1800	DS	402830	10	⊖	984211	984212	
					25	3600 x 1800	DS	408121	10	⊖		984336	
					32	3600 x 1800	DS	408138	10	✦		984216	
	Clay Textile	075	NT	MDF MR EO	16	2400 x 1200	DS	976715	20	⊖	977260	977221	
					18	2400 x 1200	DS	976733	20	■	977260	977221	
	Coastal Sunrise	1034	F	MDF MR EO	16	2400 x 1200	DS	401037	20	⊕	400933	400942	
					18	2400 x 1200	DS	401051	20	⊕	400933	400942	
					25	3600 x 1800	DS	408001	10	✦		400951	
				MDF MR HD EO	32	3600 x 1800	DS	408048	10	✦			
					18	3600 x 1800	DS	407968	10	✦	400933	400942	
					MDF STD EO	18	2400 x 1800	DS	402505	20	⊕	400933	400942
	Concrete Formwood	065	CK	MDF MR EO	16	2400 x 1200	DS	985515	20	⊖	991685	991674	
					18	2400 x 1200	DS	985543	20	■	991685	991674	
				NT	MDF MR EO	16	2400 x 1200	DS	976719	20	⊖	977261	977222
			18			2400 x 1200	DS	976737	20	■	977261	977222	
			MDF MR HD EO		16	2400 x 1200	DS	948079	20	⊕	916804	857824	
				18	2400 x 1200	DS	888191	20	⊖	916804	857824		
	25	3600 x 1800		DS	408015	10	✦		846268				
	Curly Birch	639	NT	MDF MR HD EO	32	3600 x 1800	DS	408063	10	✦		846336	
18					3600 x 1800	DS	407976	10	✦	916804	857824		
MDF STD EO				18	2400 x 1800	DS	860563	20	⊕	848372	846174		
				25	2400 x 1800	DS	860531	10	⊖		846268		

LAMINEX

FORMICA

SURROUND BY LAMINEX

FUSION

TRADE ESSENTIALS

HI-MACS

ESSASTONE

FINISHES LEGEND: AG AbsoluteGloss AM AbsoluteMatte CB Carbide CK Chalk DG DiamondGloss F Flint G Gloss M Metallic NT Natural NU Nuance PG Puregrain PL Plex PZ Paper RP Ripple S Satin SK Silk TL Tile

Cut to Size options also available – see page 69. Stacking in line with parent product size. * The edging tape is not an exact match. Please familiarise yourself with the colour match before placing an order. By placing an order you accept the slight colour variation which is not a defect. # Note: AbsoluteGloss Panel finished thickness is approx. 19.5mm. AbsoluteMatte Panel finished thickness is approx. 18.6mm.



STOCK AVAILABILITY **+** STOCKED IN EVERY STATE **□** EX. SYDNEY AND MELBOURNE WITH SELECT ITEMS ALSO STOCKED IN OTHER DC'S **■** EX. MELBOURNE **❖** MADE TO ORDER

TYPE	COLOUR DESCRIPTION	COLOUR CODE	FINISH CODE	SUBSTRATE	THICKNESS (MM)	SHEET SIZE (MM)	FACE	PROD CODE	PACK SIZE	STOCKED IN	MATCHING STANDARD BOARD EDGING (1MM)			MATCHING LARGE FORMAT EDGING (2MM)	MATCHING INVISIDGE EDGING
											25MT	100MT	100MT		
LAMINEX DECORATED MDF	Danish Walnut	643	CK	MDF MR EO	16	2400 x 1200	DS	994084	20	+				994477	
					16	3600 x 1200	DS	994386	20	□			994477		
					18	2400 x 1200	DS	994086	20	□			994477		
				18	3600 x 1800	DS	408096	10	❖	994489		994477			
				25	3600 x 1800	DS	408110	10	❖			994500			
				32	3600 x 1800	DS	408127	10	❖			403360			
		NT	MDF MR EO	16	2400 x 1200	DS	994071	20	+	994491		994479			
				18	2400 x 1200	DS	994081	20	□	994491		994479			
				25	3600 x 1800	DS	408016	10	❖			994499			
			MDF MR HD EO	18	3600 x 1800	DS	408064	10	❖			403364			
				18	3600 x 1800	DS	402843	10	□	994491		994479			
	Dansk Maple	586	NT	MDF MR EO	16	2400 x 1200	DS	948151	20	+	916805		853032		
					18	2400 x 1200	DS	888192	20	□	916805		853032		
					25	3600 x 1800	DS	408017	10	❖			403196		
				MDF MR HD EO	32	3600 x 1800	DS	408065	10	❖			846337		
					18	3600 x 1800	DS	407977	10	❖	946805		853032		
	MDF STD EO	18	2400 x 1800	DS	860972	20	□	848373		846175					
		25	2400 x 1800	DS	860886	10	□			846269					
	Delana Oak	8966	CK	MDF MR EO	16	2400 x 1200	DS	985516	20	+	988328		988336		
					18	2400 x 1200	DS	985544	20	□	988328		988336		
			NT	MDF MR EO	16	2400 x 1200	DS	985341	20	+	986345		986356		
					18	2400 x 1200	DS	985378	20	□	986345		986356		
Denim	8822	NT	MDF MR EO	16	2400 x 1200	DS	985326	20	+	986028		986043			
				18	2400 x 1200	DS	985363	20	□	986028		986043			
Domain	047	NT	MDF MR EO	16	2400 x 1200	DS	961077	20	+	961197		961215			
				18	2400 x 1200	DS	961095	20	■	961197		961215			
		NU	MDF MR EO	16	2400 x 1200	DS	961912	20	□	962266		962264			
				18	2400 x 1200	DS	961963	20	□	962266		962264			
Elegant Oak	078	CK	MDF MR EO	16	2400 x 1200	DS	985517	20	+	991586		991585			
				16	3600 x 1200	DS	994387	20	+	991586		991585			
			18	2400 x 1200	DS	985545	20	+	991586		991585				
			18	3600 x 1800	DS	402832	10	□	991586		991585				
		MDF MR HD EO	25	3600 x 1800	DS	408111	10	❖			991415				
			32	3600 x 1800	DS	408128	10	❖			992689				

TYPE	COLOUR DESCRIPTION	COLOUR CODE	FINISH CODE	SUBSTRATE	THICKNESS (MM)	SHEET SIZE (MM)	FACE	PROD CODE	PACK SIZE	STOCKED IN	MATCHING STANDARD BOARD EDGING (1MM)			MATCHING LARGE FORMAT EDGING (2MM)	MATCHING INVISIDGE EDGING
											25MT	100MT	100MT		
LAMINEX DECORATED MDF	Elegant Oak	078	NT	MDF MR EO	16	2400 x 1200	DS	976725	20	+		991663	991662		
					18	2400 x 1200	DS	976743	20	+		991663	991662		
					25	3600 x 1800	DS	408018	10	❖			992313		
					32	3600 x 1800	DS	408066	10	❖			991666		
				MDF MR HD EO	18	3600 x 1800	DS	402837	10	+	991663		991662		
					MDF STD EO	18	2400 x 1800	DS	976765	20	□		977340	991664	
						25	2400 x 1800	DS	976770	10	□			991665	
					Enamel	8794	NT	MDF MR EO	16	2400 x 1200	DS	985328	20	□	986030
	18	2400 x 1200	DS	985365					20	□	986030	986045			
	Espresso	453	F	MDF MR EO	16	2400 x 1200	DS	948184	20	+	916604	877823			
					18	2400 x 1200	DS	888123	20	■	916604	877823			
	Fossil	463	F	MDF MR EO	16	2400 x 1200	DS	914749	20	+	916605	857826			
					18	2400 x 1200	DS	888125	20	□	916605	857826			
					25	3600 x 1800	DS	408002	10	❖			984307		
					32	3600 x 1800	DS	408049	10	❖			846312		
				MDF MR HD EO	18	3600 x 1800	DS	407969	10	❖	916605		857826		
	Fox	080	F	MDF MR EO	16	2400 x 1200	DS	976728	20	+	977196	977190			
					18	2400 x 1200	DS	976746	20	□		977196	977190		
			NT	MDF MR EO	25	3600 x 1800	DS	408020	10	❖			988941		
					32	3600 x 1800	DS	408068	10	❖			982963		
				MDF MR HD EO	18	3600 x 1800	DS	407979	10	❖	977196		977190		
	Fox Teakwood	8907	CK	MDF MR EO	16	2400 x 1200	DS	985518	20	+	991588	991587			
					18	2400 x 1200	DS	985546	20	■	991588	991587			
					18	3600 x 1800	DS	408097	10	❖	991588		991587		
				MDF MR HD EO	25	3600 x 1800	DS	408112	10	❖			991598		
					32	3600 x 1800	DS	408129	10	❖			992489		
			NT	MDF MR EO	16	2400 x 1200	DS	985223	20	+	985619	985625			
					18	2400 x 1200	DS	985237	20	□	985619	985625			
					25	3600 x 1800	DS	408019	10	❖			988979		
				MDF MR HD EO	32	3600 x 1800	DS	408067	10	❖			985637		
					18	3600 x 1800	DS	407978	10	❖	985619		985625		
	French Cream	8542	NT	MDF MR EO	16	2400 x 1200	DS	985329	20	+	986025	986040			
18					2400 x 1200	DS	985366	20	□	986025	986040				



FINISHES LEGEND: AG AbsoluteGloss AM AbsoluteMatte CB Carbide CK Chalk DG DiamondGloss F Flint G Gloss M Metallic NT Natural NU Nuance PG Puregrain PL Plex PZ Paper RP Ripple S Satin SK Silk TL Tile

Cut to Size options also available – see page 69. Stacking in line with parent product size. *The edging tape is not an exact match. Please familiarise yourself with the colour match before placing an order. By placing an order you accept the slight colour variation which is not a defect. # Note: AbsoluteGloss Panel finished thickness is approx. 19.5mm. AbsoluteMatte Panel finished thickness is approx. 18.6mm.



STOCK AVAILABILITY **⊕** STOCKED IN EVERY STATE **□** EX. SYDNEY AND MELBOURNE WITH SELECT ITEMS ALSO STOCKED IN OTHER DC'S **■** EX. MELBOURNE **✦** MADE TO ORDER

TYPE	COLOUR DESCRIPTION	COLOUR CODE	FINISH CODE	SUBSTRATE	THICKNESS (MM)	SHEET SIZE (MM)	FACE	PROD. CODE	PACK SIZE	STOCKED IN	MATCHING STANDARD BOARD EDGING (10MM)	MATCHING LARGE FORMAT EDGING (2MM)		
												25MT	100MT	
												100MT		
LAMINEX DECORATED MDF	French Navy	8541	AM	MDF MR EO	18	2400 x 1200	DS	992611	20	⊕	988400	988401	995791	
					18	2400 x 1200	SSBB	992612	20	⊕	988400	988401	995791	
					16	2400 x 1200	DS	985322	20	⊕	986026	986041		
			F	MDF MR EO	18	2400 x 1200	DS	985359	20	⊕	986026	986041		
					25	3600 x 1800	DS	408003	10	✦		988731		
					32	3600 x 1800	DS	408050	10	✦				
	MDF MR HD EO	18	3600 x 1800	DS	402848	10	■	986026	986041					
		Fresh Spring	216	NT	MDF MR EO	16	2400 x 1200	DS	945388	20	⊕	916626	917128	
	18					2400 x 1200	DS	989365	20	□	916626	917128		
	Ghostgum	AG	MDF MR EO	18	2400 x 1200	DS	988254	20	□	988821	988827	995794		
				18	2400 x 1200	SS	988248	20	□	988821	988827	995794		
				18	3600 x 1200	DS	988266	20	■	988821	988827	995794		
				18	3600 x 1200	SS	988260	20	□	988821	988827	995794		
				F	MDF MR EO	16	2400 x 1200	DS	976726	20	⊕	977197	977191	
						18	2400 x 1200	DS	976744	20	⊕	977197	977191	
		NT	MDF MR EO	16	2400 x 1200	DS	994377	20	⊕	977197	977191	404989		
				16	3600 x 1200	DS	994382	20	⊕	977197	977191	404989		
				25	3600 x 1800	DS	408021	10	✦		984308			
				32	3600 x 1800	DS	408069	10	✦		982967			
		MDF MR HD EO	18	3600 x 1800	DS	402840	10	⊕	977197	977191	404989			
			PG	MDF MR EO	16	2400 x 1200	DS	991627	20	⊕	992707	992633		
	18	2400 x 1200			DS	991633	20	⊕	992707	992633				
	SK	MDF MR EO	16	2400 x 1200	DS	991916	20	⊕	989052	989053	404996			
			18	2400 x 1200	DS	991934	20	□	989052	989053	404996			
	Golden Wattle	1033	F	MDF MR EO	16	2400 x 1200	DS	401038	20	⊕	400934	400943		
					18	2400 x 1200	DS	401052	20	⊕	400934	400943		
					25	3600 x 1800	DS	408004	10	✦		400952		
32				3600 x 1800	DS	408051	10	✦		400957				
MDF MR HD EO				18	3600 x 1800	DS	407970	10	✦	400934	400943			
				MDF STD EO	18	2400 x 1800	DS	402503	20	⊕	400934	400943		
25	2400 x 1800	DS	402507		10	⊕		400952						
Green Slate	8793	AM	MDF MR EO	18	2400 x 1200	DS	992609	20	⊕	991095	991098	995792		
				18	2400 x 1200	SSWB	992610	20	⊕	991095	991098	995792		
		F	MDF MR EO	16	2400 x 1200	DS	985330	20	⊕	986027	986042			
18	2400 x 1200	DS	985367	20	⊕	986027	986042							

TYPE	COLOUR DESCRIPTION	COLOUR CODE	FINISH CODE	SUBSTRATE	THICKNESS (MM)	SHEET SIZE (MM)	FACE	PROD. CODE	PACK SIZE	STOCKED IN	MATCHING STANDARD BOARD EDGING (10MM)	MATCHING LARGE FORMAT EDGING (2MM)		
												25MT	100MT	
												100MT		
LAMINEX DECORATED MDF	Greige Textile	076	NT	MDF MR EO	16	2400 x 1200	DS	976716	20	⊕	977263	977224		
					18	2400 x 1200	DS	976734	20	■	977263	977224		
	Greyed Woodland	1039	CK	MDF MR EO	16	2400 x 1200	DS	401064	20	⊕	400922	400926		
					18	2400 x 1200	DS	401068	20	⊕	400922	400926		
					16	2400 x 1200	DS	401046	20	⊕	400940	400949		
					18	2400 x 1200	DS	401059	20	⊕	400940	400949		
	Greystone	772	F	MDF STD EO	18	2400 x 1800	DS	935907	20	⊕	848387	846058		
					25	2400 x 1800	DS	935908	10	■		846196		
					MDF MR EO	16	2400 x 1200	DS	993312	20	□	992792	992791	
						18	2400 x 1200	DS	993311	20	■	992792	992791	
						25	3600 x 1800	DS	408022	10	✦		846196	
						32	3600 x 1800	DS	408070	10	✦		846287	
	MDF MR HD EO	18	3600 x 1800	DS	407980	10	✦		846058					
	Gunmetal	326	F	MDF MR EO	16	2400 x 1200	DS	947973	20	⊕	916628	878130		
					18	2400 x 1200	DS	888127	20	⊕	916628	878130		
	Honey Elm	069	CK	MDF MR EO	16	2400 x 1200	DS	985519	20	⊕	993427	993428		
					18	2400 x 1200	DS	985547	20	□	993427	993428		
			NT	MDF MR EO	16	2400 x 1200	DS	976717	20	⊕	993429	993430		
					18	2400 x 1200	DS	976735	20	□	993429	993430		
	Hushed Pine	159	F	MDF MR EO	16	2400 x 1200	DS	994065	20	⊕	994493	994481		
					18	2400 x 1200	DS	994075	20	□	994493	994481		
	Infinity	044	F	MDF MR EO	16	2400 x 1200	DS	961086	20	□	961206	961224		
					18	2400 x 1200	DS	961104	20	■	961206	961224		
	Jarrah Legno	143	CK	MDF MR EO	16	2400 x 1200	DS	985520	20	□	988329	988337		
					18	2400 x 1200	DS	985548	20	■	988329	988337		
			NT	MDF MR EO	16	2400 x 1200	DS	985342	20	⊕	986350	986361		
	Jericho	039	NT	MDF MR EO	18	2400 x 1200	DS	985379	20	■	986350	986361		
					16	2400 x 1200	DS	961081	20	⊕	961201	961219		
					18	2400 x 1200	DS	961099	20	■	961201	961219		
					NU	MDF MR EO	16	2400 x 1200	DS	961915	20	⊕	962282	962280
	18	2400 x 1200	DS	961966			20	□	962282	962280				
	Just Blue	8821	NT	MDF MR EO	16	2400 x 1200	DS	985331	20	⊕	986023	986038		
18					2400 x 1200	DS	985368	20	□	986023	986038			
Just Lilac	2582	NT	MDF MR EO	16	2400 x 1200	DS	985332	20	□	986024	986039			
				18	2400 x 1200	DS	985369	20	■	986024	986039			

LAMINEX

FORMICA

SURROUND BY LAMINEX

FUSION

TRADE ESSENTIALS

HI-MACS

ESSASTONE



FINISHES LEGEND: AG AbsoluteGloss AM AbsoluteMatte CB Carbide CK Chalk DG DiamondGloss F Flint G Gloss M Metallic NT Natural NU Nuance PG Puregrain PL Plex PZ Paper RP Ripple S Satin SK Silk TL Tile

Cut to Size options also available – see page 69. Stacking in line with parent product size. *The edging tape is not an exact match. Please familiarise yourself with the colour match before placing an order. By placing an order you accept the slight colour variation which is not a defect.
Note: AbsoluteGloss Panel finished thickness is approx. 19.5mm. AbsoluteMatte Panel finished thickness is approx. 18.6mm.



STOCK AVAILABILITY + STOCKED IN EVERY STATE □ EX. SYDNEY AND MELBOURNE WITH SELECT ITEMS ALSO STOCKED IN OTHER DC'S ■ EX. MELBOURNE ✦ MADE TO ORDER

TYPE	COLOUR DESCRIPTION	COLOUR CODE	FINISH CODE	SUBSTRATE	THICKNESS (MM)		FACE	PROD CODE	PACK SIZE	STOCKED IN	MATCHING STANDARD BOARD EDGING (1MM)			
					25MT	100MT					100MT			
												MATCHING LARGE FORMAT EDGING (2MM)		
LAMINEX DECORATED MDF	Kalamata	160	AM	MDF MR EO	18	2400 x 1200	DS	401130	20	+	400966	400972	405000	
					18	2400 x 1200	SSBB	401125	20	+	400966	400972	405000	
			F	MDF MR EO	16	2400 x 1200	DS	994066	20	□	994494	994482		
					18	2400 x 1200	DS	994076	20	□	994494	994482		
	Lava Grey	8538	NT	MDF MR EO	16	2400 x 1200	DS	985212	20	+	984684	984685		
					18	2400 x 1200	DS	985226	20	+	984684	984685		
					25	3600 x 1800	DS	408023	10	✦		984686		
					32	3600 x 1800	DS	408071	10	✦		984690		
					MDF MR HD EO	18	3600 x 1800	DS	407981	10	✦	984684	984685	
						16	2400 x 1200	DS	914748	20	+	916708	877667	
	Licorice Linea	279	NT	MDF MR EO	18	2400 x 1200	DS	887229	20	□	916708	877667		
					16	2400 x 1200	DS	948247	20	□	921994	921189		
					18	2400 x 1200	DS	948250	20	■	921994	921189		
	Lustrous Elm	274	NT	MDF MR EO	16	2400 x 1200	DS	948196	20	+	916709	877068		
					18	2400 x 1200	DS	948214	20	□	916709	877068		
					25	3600 x 1800	DS	408024	10	✦		988972		
					32	3600 x 1800	DS	408072	10	✦		870978		
			MDF MR HD EO	18	3600 x 1800	DS	407982	10	✦	916709	877068			
				16	2400 x 1200	DS	961916	20	□	962288	962284			
			MDF MR EO	18	2400 x 1200	DS	961967	20	■	962288	962284			
18				3600 x 1800	DS	408105	10	✦	962288	962284				
25				3600 x 1800	DS	408122	10	✦		984287				
32				3600 x 1800	DS	408139	10	✦		962287				
Manhattan Concrete	637	NT	MDF MR EO	16	2400 x 1200	DS	994072	20	□	994487	994475			
				18	2400 x 1200	DS	994082	20	□	994487	994475			
Milano Walnut	588	NT	MDF MR EO	16	2400 x 1200	DS	948153	20	+	916710	885920			
				18	2400 x 1200	DS	948161	20	□	916710	885920			
Milkwood	604	NT	MDF MR EO	16	2400 x 1200	DS	948180	20	+	916711	885921			
				18	2400 x 1200	DS	940386	20	□	916711	885921			
				25	3600 x 1800	DS	408025	10	✦		988973			
				32	3600 x 1800	DS	408073	10	✦		851976			
				MDF MR HD EO	18	3600 x 1800	DS	407983	10	✦	916711	885921		
Moleskin	450	F	MDF MR EO	16	2400 x 1200	DS	947998	20	+	916606	862673			
				18	2400 x 1200	DS	888136	20	□	916606	862673			

TYPE	COLOUR DESCRIPTION	COLOUR CODE	FINISH CODE	SUBSTRATE	THICKNESS (MM)		FACE	PROD CODE	PACK SIZE	STOCKED IN	MATCHING STANDARD BOARD EDGING (1MM)				
					25MT	100MT					100MT				
												MATCHING LARGE FORMAT EDGING (2MM)			
LAMINEX DECORATED MDF	Moleskin	450	NT	MDF MR EO	25	3600 x 1800	DS	408026	10	✦		984310			
					32	3600 x 1800	DS	408074	10	✦		846316			
					MDF MR HD EO	18	3600 x 1800	DS	407984	10	✦	916606	862673		
						16	2400 x 1200	DS	944954	20	+	945115	945073		
	Moose	134	NT	MDF MR EO	18	2400 x 1200	DS	943150	20	■	945115	945073			
					16	2400 x 1200	DS	961917	20	□	962294	962290			
					18	2400 x 1200	DS	961968	20	■	962294	962290			
					SK	MDF MR EO	16	2400 x 1200	DS	954297	20	□	992714	992640	
							18	2400 x 1200	DS	954305	20	■	991697	878796	
					Moroccan Clay	150	AM	MDF MR EO	18	2400 x 1200	DS	401131	20	+	991697
	18	2400 x 1200	SSWB	401126					20	+	400965	400971	405001		
	16	2400 x 1200	DS	994064					20	□	994492	994480			
	18	2400 x 1200	DS	994074					20	□	994492	994480			
	MDF MR HD EO	25	3600 x 1800	DS					408005	10	✦		403191		
		32	3600 x 1800	DS					408052	10	✦				
	Natural Ash	131	NT	MDF MR EO	16	2400 x 1200	DS	985343	20	+	986035	986050			
					18	2400 x 1200	DS	985380	20	□	986035	986050			
	Natural Teak	8849	NT	MDF MR EO	16	2400 x 1200	DS	985344	20	+	986343	986354			
					18	2400 x 1200	DS	985381	20	□	986343	986354			
					NU	MDF MR EO	16	2400 x 1200	DS	985534	20	+	986365	986366	
18							2400 x 1200	DS	985562	20	□	986365	986366		
Natural Walnut	068	CK	MDF MR EO	16	2400 x 1200	DS	985521	20	+	988330	988338				
				18	2400 x 1200	DS	985549	20	□	988330	988338				
				MDF MR HD EO	18	3600 x 1800	DS	408098	10	✦	988330	988338			
					25	3600 x 1800	DS	408113	10	✦		988737			
		NT	MDF MR EO	32	3600 x 1800	DS	408130	10	✦		992691				
				16	2400 x 1200	DS	976722	20	+	977272	977232				
				18	2400 x 1200	DS	976740	20	+	977272	977232				
				25	3600 x 1800	DS	408027	10	✦		984294				
				32	3600 x 1800	DS	408075	10	✦		980955				
				MDF MR HD EO	18	3600 x 1800	DS	407985	10	✦	977272	977232			
MDF STD EO	18	2400 x 1800	DS	982596	20	■	977342	977307							
	25	2400 x 1800	DS	982604	10	■		981271							

LAMINEX

FORMICA

SURROUND BY LAMINEX

FUSION

TRADE ESSENTIALS

HI-MACS

ESSASTONE

FINISHES LEGEND: AG AbsoluteGloss AM AbsoluteMatte CB Carbide CK Chalk DG DiamondGloss F Flint G Gloss M Metallic NT Natural NU Nuance PG Puregrain PL Plex PZ Paper RP Ripple S Satin SK Silk TL Tile

Cut to Size options also available – see page 69. Stacking in line with parent product size. *The edging tape is not an exact match. Please familiarise yourself with the colour match before placing an order. By placing an order you accept the slight colour variation which is not a defect.
 # Note: AbsoluteGloss Panel finished thickness is approx. 19.5mm. AbsoluteMatte Panel finished thickness is approx. 18.6mm.



STOCK AVAILABILITY ⊕ STOCKED IN EVERY STATE □ EX. SYDNEY AND MELBOURNE WITH SELECT ITEMS ALSO STOCKED IN OTHER DC'S ■ EX. MELBOURNE ❖ MADE TO ORDER

TYPE	COLOUR DESCRIPTION	COLOUR CODE	FINISH CODE	SUBSTRATE	THICKNESS (MM)	SHEET SIZE (MM)	FACE	PROD CODE	PACK SIZE	STOCKED IN	MATCHING STANDARD BOARD EDGING (1MM)		
											25MT	100MT	100MT
LAMINEX DECORATED MDF	New Antique White	204	F	MDF MR EO	16	2400 x 1200	DS	948031	20	⊕	916607	857340	
					18	2400 x 1200	DS	888138	20	□	916607	857340	
	New Graphite	486	F	MDF MR EO	16	2400 x 1200	DS	948167	20	⊕	916697	884946	
					18	2400 x 1200	DS	989366	20	■	916697	884946	
					18	2400 x 1800	DS	860971	20	□	848405	846060	
					25	2400 x 1800	DS	860885	10	■		851782	
			NT	MDF MR EO	18	2400 x 1200	DS	948170	20	□	916697	884946	
					25	3600 x 1800	DS	408028	10	❖		984295	
					32	3600 x 1800	DS	408076	10	❖		853721	
					18	3600 x 1800	DS	407986	10	❖	916697	884946	
	Nocturne Oak	600	NT	MDF MR EO	16	2400 x 1200	DS	948199	20	⊕	916715	885924	
					18	2400 x 1200	DS	948215	20	■	916715	885924	
	Oiled Legno	152	CK	MDF MR EO	16	2400 x 1200	DS	985522	20	⊕	988644	988651	
					18	2400 x 1200	DS	985550	20	□	988644	988651	
	Olivine	161	NT	MDF MR EO	16	2400 x 1200	DS	985345	20	⊕	986351	986362	
					18	2400 x 1200	DS	985382	20	□	986351	986362	
					16	2400 x 1200	DS	994067	20	⊕	994496	994484	
					18	2400 x 1200	DS	994077	20	□	994496	994484	
					25	3600 x 1800	DS	408029	10	❖		994503	
					32	3600 x 1800	DS	408077	10	❖			
	Otway	1035	AM	MDF MR EO	18	2400 x 1200	DS	401132	20	⊕	400964	400970	405004
					18	2400 x 1200	SSBB	401123	20	⊕	400964	400970	405004
			F	MDF MR EO	16	2400 x 1200	DS	401039	20	⊕	400935	400944	
					18	2400 x 1200	DS	401053	20	⊕	400935	400944	
					25	3600 x 1800	DS	408006	10	❖		400953	
					32	3600 x 1800	DS	408053	10	❖			
18					3600 x 1800	DS	402850	10	■	400935	400944		
18					3600 x 1800	DS	402506	20	⊕	994496	994484		
Oxidised Beamwood	9484	CK	MDF MR EO	16	2400 x 1200	DS	985523	20	⊕	988331	988339		
				18	2400 x 1200	DS	985551	20	□	988331	988339		
		NT	MDF MR EO	16	2400 x 1200	DS	985346	20	⊕	986352	986363		
				18	2400 x 1200	DS	985383	20	■	986352	986363		

TYPE	COLOUR DESCRIPTION	COLOUR CODE	FINISH CODE	SUBSTRATE	THICKNESS (MM)	SHEET SIZE (MM)	FACE	PROD CODE	PACK SIZE	STOCKED IN	MATCHING STANDARD BOARD EDGING (1MM)				
											25MT	100MT	100MT		
LAMINEX DECORATED MDF	Oyster Grey	327	AG	MDF MR EO	18	2400 x 1200	DS	988251	20	■	988820	988826	995795		
					18	2400 x 1200	SS	988245	20	□	988820	988826	995795		
			AM	MDF MR EO	18	2400 x 1200	DS	988697	20	⊕	992239	992274	995784		
					18	2400 x 1200	SSGB	988693	20	⊕	992239	992274	995784		
					18	3600 x 1200	DS	994392	20	□	992239	992274	995784		
					18	3600 x 1200	SSGB	989187	20	⊕	992239	992274	995784		
			F	MDF MR EO	16	2400 x 1200	DS	947979	20	⊕	916608	857832			
					18	2400 x 1200	DS	888150	20	⊕	916608	857832			
					18	2400 x 1800	DS	860559	20	⊕	848417	846145			
			NT	MDF MR EO	25	2400 x 1800	DS	860523	10	□		846253			
					16	2400 x 1200	DS	994378	20	⊕	916608	857832	404990		
					16	3600 x 1200	DS	994383	20	⊕	916608	857832	404990		
					25	3600 x 1800	DS	408030	10	❖		984312			
			PG	MDF MR EO	18	3600 x 1800	DS	408078	10	❖		846321			
					18	3600 x 1800	DS	402835	10	⊕	916608	857832	404990		
			SK	MDF MR EO	16	2400 x 1200	DS	991628	20	⊕	992708	992634			
					18	2400 x 1200	DS	991634	20	⊕	992708	992634			
			Oyster Linea	289	NT	MDF MR EO	16	2400 x 1200	DS	991919	20	⊕	992719	992645	
							18	2400 x 1200	DS	991937	20	□	992719	992645	
					MDF MR EO		16	2400 x 1200	DS	948201	20	⊕	916716	877067	
							18	2400 x 1200	DS	888205	20	□	916716	877067	
							25	3600 x 1800	DS	408031	10	❖		984296	
							32	3600 x 1800	DS	408079	10	❖		870972	
					MDF MR HD EO		18	3600 x 1800	DS	407987	10	❖	916716	877067	
							18	2400 x 1800	DS	912844	20	□	870950	870925	
					MDF STD EO		25	2400 x 1800	DS	912856	10	■		870960	
16	2400 x 1200	DS					989037	20	□	989028	989029				
NU	MDF MR EO	18	2400 x 1200	DS	989038	20	□	989028	989029						
		18	3600 x 1800	DS	408106	10	❖	989028	989029						
		25	3600 x 1800	DS	408123	10	❖		988965						
		32	3600 x 1800	DS	408140	10	❖		992692						
SK	MDF MR EO	16	2400 x 1200	DS	948496	20	⊕		936429						
		18	2400 x 1200	DS	948225	20	■		936429						
Pale Honey	190	NT	MDF MR EO	16	2400 x 1200	DS	994068	20	□	994497	994485				
				18	2400 x 1200	DS	994078	20	□	994497	994485				

LAMINEX

FORMICA

SURROUND BY LAMINEX

FUSION

TRADE ESSENTIALS

HI-MACS

ESSASTONE



FINISHES LEGEND: AG AbsoluteGloss AM AbsoluteMatte CB Carbide CK Chalk DG DiamondGloss F Flint G Gloss M Metallic NT Natural NU Nuance PG Puregrain PL Plex PZ Paper RP Ripple S Satin SK Silk TL Tile

Cut to Size options also available – see page 69. Stacking in line with parent product size. *The edging tape is not an exact match. Please familiarise yourself with the colour match before placing an order. By placing an order you accept the slight colour variation which is not a defect.
 # Note: AbsoluteGloss Panel finished thickness is approx. 19.5mm. AbsoluteMatte Panel finished thickness is approx. 18.6mm.



STOCK AVAILABILITY + STOCKED IN EVERY STATE □ EX. SYDNEY AND MELBOURNE WITH SELECT ITEMS ALSO STOCKED IN OTHER DC'S ■ EX. MELBOURNE ✦ MADE TO ORDER

TYPE	COLOUR DESCRIPTION	COLOUR CODE	FINISH CODE	SUBSTRATE	THICKNESS (MM)		FACE	PROD CODE	PACK SIZE	STOCKED IN	MATCHING STANDARD BOARD EDGING (1MM)			
					SHEET SIZE (MM)	25MT					100MT	100MT		
LAMINEX DECORATED MDF	Paper Bark	449	AM	MDF MR EO	18	2400 x 1200	DS	401133	20	+	400963	400969	405002	
					18	2400 x 1200	SSWB	401127	20	+	400963	400969	405002	
			F	MDF MR EO	16	2400 x 1200	DS	947999	20	+	916643	875471		
					18	2400 x 1200	DS	888151	20	+	916643	875471		
			SK	MDF MR EO	16	2400 x 1200	DS	991921	20	□	992715	992641		
	18	2400 x 1200			DS	991939	20	■	992715	992641				
	Parchment	202	F	MDF MR EO	16	2400 x 1200	DS	947343	20	+	991699	855999		
					16	3600 x 1200	DS	948020	20	□	991699	855999		
					18	2400 x 1200	DS	887230	20	+	991699	855999		
					18	2400 x 1800	DS	860560	20	+	991728	846147		
					25	2400 x 1800	DS	860525	10	□		846255		
			NT	MDF MR EO	16	2400 x 1200	DS	401047	20	+	991699	855999	404991	
					25	3600 x 1800	DS	408032	10	+		984314		
					32	3600 x 1800	DS	408080	10	+		846324		
			NU	MDF MR EO	16	2400 x 1200	DS	961921	20	□	962314	962310		
					18	2400 x 1200	DS	961972	20	■	962314	962310		
			SK	MDF MR EO	16	2400 x 1200	DS	991922	20	□	991730	878781		
					18	2400 x 1200	DS	991940	20	□	991730	878781		
			Peacock	383	NT	MDF MR EO	16	2400 x 1200	DS	948137	20	□	916644	881897
	18	2400 x 1200					DS	888152	20	□	916644	881897		
Pearl Grey	336	F	MDF MR EO	16	2400 x 1200	DS	948007	20	+	963584	906662			
				18	2400 x 1200	DS	948098	20	+	963584	906662			
Peruvian Clay	388	NT	MDF MR EO	16	2400 x 1200	DS	401048	20	+	963584	906662			
				16	2400 x 1200	DS	948207	20	+	916646	885950			
Pewter	329	AM	MDF MR EO	18	2400 x 1200	DS	888156	20	+	916646	885950			
				18	2400 x 1200	DS	988699	20	□	992240	992275	995788		
				18	2400 x 1200	SSGB	988695	20	□	992240	992275	995788		
				16	2400 x 1200	DS	948029	20	+	916647	885951			
				18	2400 x 1200	DS	888157	20	+	916647	885951			
				16	2400 x 1200	DS	948146	20	□	916648	904793			
Pillarbox	438	NT	MDF MR EO	18	2400 x 1200	DS	888158	20	□	916648	904793			
				25	3600 x 1800	DS	408033	10	+		862525			
				32	3600 x 1800	DS	408081	10	+					
				18	3600 x 1800	DS	407989	10	+	916648	904793			

TYPE	COLOUR DESCRIPTION	COLOUR CODE	FINISH CODE	SUBSTRATE	THICKNESS (MM)		FACE	PROD CODE	PACK SIZE	STOCKED IN	MATCHING STANDARD BOARD EDGING (1MM)			
					SHEET SIZE (MM)	25MT					100MT	100MT		
LAMINEX DECORATED MDF	Pillarbox	438	NT	MDF STD EO	18	2400 x 1800	DS	945608	20	■	871296	856443		
					25	2400 x 1800	DS	945615	10	■		862525		
	Planked Urban Oak	9312	CK	MDF MR EO	16	2400 x 1200	DS	985524	20	+	992703	992629		
					16	3600 x 1200	DS	994388	20	□	992703	992629		
					18	2400 x 1200	DS	985552	20	+	992703	992629		
					18	3600 x 1800	DS	408099	10	+	992703	992629		
					25	3600 x 1800	DS	408114	10	+		403354		
					32	3600 x 1800	DS	408131	10	+		403359		
			NT	MDF MR EO	16	2400 x 1200	DS	985347	20	+	986344	986355		
					18	2400 x 1200	DS	985384	20	+	986344	986355		
					25	3600 x 1800	DS	408034	10	+		988984		
	Platinum Micro	793	F	MDF MR EO	16	2400 x 1200	DS	947978	20	+	916650	884454		
					18	2400 x 1200	DS	888160	20	■	916650	884454		
	Polar White	205	AG	MDF MR EO	18	2400 x 1200	DS	988250	20	+	988819	988825	994319	
					18	2400 x 1200	SS	988244	20	+	988819	988825	994319	
					18	3600 x 1200	DS	988262	20	□	988819	988825	994319	
18					3600 x 1200	SS	988256	20	□	988819	988825	994319		
18					3600 x 1200	SS	988256	20	□	988819	988825	994319		
AM			MDF MR EO	18	2400 x 1200	DS	989468	20	+	991096	991099	995786		
				18	2400 x 1200	SSWB	989467	20	+	991096	991099	995786		
F			MDF MR EO	16	2400 x 1200	DS	948051	20	+	991700	857214			
				18	2400 x 1200	DS	888161	20	+	991700	857214			
				18	3600 x 1200	DS	948047	20	+	991700	857214			
NU	MDF STD EO	18	2400 x 1800	DS	862947	20	+	991725	846152					
		25	2400 x 1800	DS	862939	10	+		846258					
PG	MDF MR EO	16	2400 x 1200	DS	994379	20	+	991700	857214					
		16	3600 x 1200	DS	948245	20	+	991700	857214	404992				
		25	3600 x 1800	DS	402852	10	+		984315					
		32	3600 x 1800	DS	408083	10	+		846238					
				18	3600 x 1800	DS	402834	10	+	991700	857214	404992		
				16	2400 x 1200	DS	961923	20	+	962326	962322			
				18	2400 x 1200	DS	961974	20	□	962326	962322			
				16	2400 x 1200	DS	991626	20	+	992709	992635			
				18	2400 x 1200	DS	991632	20	+	992709	992635			



FORMICA

SURROUND BY LAMINEX

FUSION

TRADE ESSENTIALS

HI-MACS

ESSASTONE



FINISHES LEGEND: AG AbsoluteGloss AM AbsoluteMatte CB Carbide CK Chalk DG DiamondGloss F Flint G Gloss M Metallic NT Natural NU Nuance PG Puregrain PL Plex PZ Paper RP Ripple S Satin SK Silk TL Tile

Cut to Size options also available – see page 69. Stacking in line with parent product size. * The edging tape is not an exact match. Please familiarise yourself with the colour match before placing an order. By placing an order you accept the slight colour variation which is not a defect. # Note: AbsoluteGloss Panel finished thickness is approx. 19.5mm. AbsoluteMatte Panel finished thickness is approx. 18.6mm.



LAMINEX

FORMICA

SURROUND
BY LAMINEX

FUSION

TRADE
ESSENTIALS

HI-MACS

ESSASTONE



STOCK AVAILABILITY **⊕** STOCKED IN EVERY STATE **□** EX. SYDNEY AND MELBOURNE WITH SELECT ITEMS ALSO STOCKED IN OTHER DC'S **■** EX. MELBOURNE **⊖** MADE TO ORDER

TYPE	COLOUR DESCRIPTION	COLOUR CODE	FINISH CODE	SUBSTRATE	THICKNESS (MM)		FACE	PROD CODE	PACK SIZE	STOCKED IN	MATCHING STANDARD BOARD EDGING (1MM)		
					25MT	100MT					100MT		
LAMINEX DECORATED MDF	Polar White	205	SK	MDF MR EO	16	2400 x 1200	DS	991923	20	⊕	991697	878796	404997
					18	2400 x 1200	DS	991941	20	⊕	991697	878796	404997
	Porcelain Blush	149	NT	MDF MR EO	16	2400 x 1200	DS	994063	20	⊕	994495	994483	
					18	2400 x 1200	DS	994073	20	□	994495	994483	
	Portsea	1031	F	MDF MR EO	16	2400 x 1200	DS	401041	20	⊕	400937	400946	
					18	2400 x 1200	DS	401055	20	⊕	400937	400946	
					25	3600 x 1800	DS	408007	10	⊖	400937	400946	
					32	3600 x 1800	DS	408054	10	⊖		400955	
					18	2400 x 1800	DS	402504	20	⊕	400937	400946	
					25	2400 x 1800	DS	402508	10	⊕		400955	
	Possum	5343	NT	MDF MR EO	16	2400 x 1200	DS	985218	20	⊕	985623	985629	
					18	2400 x 1200	DS	985232	20	⊕	985623	985629	
	Pumice	322	F	MDF MR EO	16	2400 x 1200	DS	947057	20	⊕	913171	913189	
					18	2400 x 1200	DS	912890	20	□	913171	913189	
	Raw Birchply	8910	CK	MDF MR EO	16	2400 x 1200	DS	985525	20	⊕	991687	991686	
					18	2400 x 1200	DS	985553	20	□	991687	991686	
					18	3600 x 1800	DS	408100	10	⊖	991687	991686	
					25	3600 x 1800	DS	408115	10	⊖		993273	
					32	3600 x 1800	DS	408132	10	⊖		992213	
					16	2400 x 1200	DS	985224	20	⊕	985618	985624	
			NT	MDF MR EO	16	3600 x 1200	DS	994385	20	□	985618	985624	
					18	2400 x 1200	DS	985238	20	⊕	985618	985624	
					25	3600 x 1800	DS	408035	10	⊖		988738	
					32	3600 x 1800	DS	408084	10	⊖		985636	
					18	3600 x 1800	DS	402839	10	⊕	985618	985624	
					18	2400 x 1800	DS	985243	20	□	985630	985632	
	Raw Cotton	141	NT	MDF MR EO	16	2400 x 1200	DS	985334	20	⊕	986032	986047	
					18	2400 x 1200	DS	985371	20	□	986032	986047	
Rock Maple	577	NT	MDF MR EO	16	2400 x 1200	DS	948078	20	⊕	916720	885928		
				18	2400 x 1200	DS	888210	20	□	916720	885928		
				25	3600 x 1800	DS	408036	10	⊖		846275		
				32	3600 x 1800	DS	408085	10	⊖		846343		
			MDF MR HD EO	18	3600 x 1800	DS	407991	10	⊖	916720	885928		

TYPE	COLOUR DESCRIPTION	COLOUR CODE	FINISH CODE	SUBSTRATE	THICKNESS (MM)		FACE	PROD CODE	PACK SIZE	STOCKED IN	MATCHING STANDARD BOARD EDGING (1MM)			
					25MT	100MT					100MT			
LAMINEX DECORATED MDF	Rural Oak	077	CK	MDF MR EO	16	2400 x 1200	DS	985526	20	⊕	993336	994365		
					16	3600 x 1200	DS	994389	20	□	993336	994365		
					18	2400 x 1200	DS	985554	20	⊕	993336	994365		
					18	3600 x 1800	DS	408101	10	⊖	993336	994365		
					25	3600 x 1800	DS	408116	10	⊖		991412		
					32	3600 x 1800	DS	408133	10	⊖		993321		
			NT	MDF MR EO	16	2400 x 1200	DS	976724	20	⊕	985691	985692		
					18	2400 x 1200	DS	976742	20	⊕	985691	985692		
					25	3600 x 1800	DS	408037	10	⊖		993142		
					32	3600 x 1800	DS	408086	10	⊖		985696		
					18	3600 x 1800	DS	407992	10	⊖	985691	985692		
					18	2400 x 1800	DS	982597	20	□	985693	985694		
	Salvage Planked Elm	9480	CK	MDF MR EO	16	2400 x 1200	DS	985527	20	■	988645	988652		
					18	2400 x 1200	DS	985555	20	■	988645	988652		
	Sarsen Grey	320	F	MDF MR EO	16	2400 x 1200	DS	947980	20	⊕	916653	874774		
					18	2400 x 1200	DS	888165	20	⊕	916653	874774		
	Seasoned Oak	458	CK	MDF MR EO	16	2400 x 1200	DS	401049	20	⊕	916653	874774		
					16	2400 x 1200	DS	991924	20	⊕	936427	936424		
					18	2400 x 1200	DS	991942	20	□	936427	936424		
			NT		MDF MR EO	16	2400 x 1200	DS	989048	20	⊕	992796	992795	
						16	3600 x 1200	DS	994390	20	□	992796	992795	
						18	2400 x 1200	DS	989049	20	⊕	992796	992795	
	Seed	5344	NT	MDF MR EO	16	2400 x 1200	DS	985219	20	⊕	985622	985628		
					18	2400 x 1200	DS	985233	20	⊕	985622	985628		

FINISHES LEGEND: AG AbsoluteGloss AM AbsoluteMatte CB Carbide CK Chalk DG DiamondGloss F Flint G Gloss M Metallic NT Natural NU Nuance PG Puregrain PL Plex PZ Paper RP Ripple S Satin SK Silk TL Tile

Cut to Size options also available – see page 69. Stocking in line with parent product size. *The edging tape is not an exact match. Please familiarise yourself with the colour match before placing an order. By placing an order you accept the slight colour variation which is not a defect. # Note: AbsoluteGloss Panel finished thickness is approx. 19.5mm. AbsoluteMatte Panel finished thickness is approx. 18.6mm.



STOCK AVAILABILITY 🟢 STOCKED IN EVERY STATE 🔲 EX. SYDNEY AND MELBOURNE WITH SELECT ITEMS ALSO STOCKED IN OTHER DC'S ■ EX. MELBOURNE ✦ MADE TO ORDER

TYPE	COLOUR DESCRIPTION	COLOUR CODE	FINISH CODE	SUBSTRATE	THICKNESS (MM)		FACE	PROD CODE	PACK SIZE	STOCKED IN	MATCHING STANDARD BOARD EDGING (1MM)			
					16	2400 x 1200					25MT	100MT	100MT	
LAMINEX DECORATED MDF	Select Beech	612	NT	MDF MR E0	16	2400 x 1200	DS	948041	20	🟢	916685	857833		
					18	2400 x 1200	DS	888211	20	🔲	916685	857833		
					25	3600 x 1800	DS	408039	10	✦		846276		
				MDF MR HD E0	32	3600 x 1800	DS	408088	10	✦		846344		
					MDF STD E0	18	3600 x 1800	DS	407994	10	✦	916685	857833	
						18	2400 x 1800	DS	860561	20	🔲	886070	846185	
	Shou Sugi	635	CK	MDF MR E0	16	2400 x 1200	DS	994083	20	🔲	994488	994476		
					18	2400 x 1200	DS	994085	20	■	994488	994476		
					16	2400 x 1200	DS	994070	20	🔲	994490	994478		
			NT	MDF MR E0	18	2400 x 1200	DS	994080	20	■	994490	994478		
					16	2400 x 1200	DS	948155	20	🟢	916722	857834		
25					3600 x 1800	DS	408040	10	✦		989046			
Silver Ash	589	NT	MDF MR E0	32	3600 x 1800	DS	408089	10	✦		846345			
				MDF MR HD E0	18	3600 x 1800	DS	407995	10	✦	916722	857834		
Silver Grey	324	F	MDF MR E0		16	2400 x 1200	DS	947982	20	🟢	916654	857835		
				18	2400 x 1200	DS	947983	20	🔲	916654	857835			
Smoked Birchply	8912	CK	MDF MR E0	16	2400 x 1200	DS	985529	20	■	992705	992631			
				18	2400 x 1200	DS	985557	20	■	992705	992631			
		NT	MDF MR E0	16	2400 x 1200	DS	985225	20	🔲	985620	985626			
				18	2400 x 1200	DS	985239	20	■	985620	985626			
Smoky Sapelle	480	NT	MDF MR E0	16	2400 x 1200	DS	948241	20	🟢	913160	913179			
				18	2400 x 1200	DS	912901	20	🔲	913160	913179			
		NU	MDF MR E0	16	2400 x 1200	DS	961925	20	🔲	962338	962334			
				18	2400 x 1200	DS	961976	20	🔲	962338	962334			
Spinifex	8539	AM	MDF MR E0	18	2400 x 1200	DS	401134	20	🟢	400962	400968	405003		
				18	2400 x 1200	SSWB	401128	20	🟢	400962	400968	405003		
				16	2400 x 1200	DS	985220	20	🟢	985621	985627			
		NT	MDF MR E0	18	2400 x 1200	DS	985234	20	🟢	985621	985627			
				25	3600 x 1800	DS	408041	10	✦		988953			
				32	3600 x 1800	DS	408090	10	✦					
Steel Blue	305	F	MDF MR E0	16	2400 x 1200	DS	947984	20	🟢	916656	857836			
				18	2400 x 1200	DS	947985	20	🟢	916656	857836			

TYPE	COLOUR DESCRIPTION	COLOUR CODE	FINISH CODE	SUBSTRATE	THICKNESS (MM)		FACE	PROD CODE	PACK SIZE	STOCKED IN	MATCHING STANDARD BOARD EDGING (1MM)			
					16	2400 x 1200 <th>25MT</th> <th>100MT</th> <th>100MT</th>					25MT	100MT	100MT	
LAMINEX DECORATED MDF	Stipple Seal	726	NT	MDF MR E0	16	2400 x 1200	DS	948149	20	🟢	916665	857110		
					18	2400 x 1200	DS	888180	20	🔲	916665	857110		
	Stipple Smoke	030	NT	MDF MR E0	16	2400 x 1200	DS	961075	20	🔲	961195	961213		
					18	2400 x 1200	DS	961093	20	■	961195	961213		
	Stormcloud	140	AM	MDF MR E0	18	2400 x 1200	DS	992607	20	🟢	992241	992276	995789	
					18	2400 x 1200	SSBB	992608	20	🟢	992241	992276	995789	
			F	MDF MR E0	16	2400 x 1200	DS	985213	20	🟢	985975	985986		
					18	2400 x 1200	DS	985227	20	🟢	985975	985986		
	Sublime Teak	288	CK	MDF MR E0	16	2400 x 1200	DS	985530	20	🟢	988333	988341		
					16	3600 x 1200	DS	994391	20	🔲	988333	988341		
					18	2400 x 1200	DS	985558	20	🟢	988333	988341		
					MDF MR HD E0	18	3600 x 1800	DS	402831	10	🔲	988333	988341	
						25	3600 x 1800	DS	408118	10	✦		988962	
						32	3600 x 1800	DS	408135	10	✦		988385	
			NT	MDF MR E0	16	2400 x 1200	DS	948197	20	🟢	916723	885931		
					18	2400 x 1200	DS	950120	20	🟢	916723	885931		
					25	3600 x 1800	DS	408042	10	✦		984298		
					32	3600 x 1800	DS	408091	10	✦		870973		
	MDF MR HD E0	MDF MR E0	18	3600 x 1800	DS	402838	10	🟢	916723	885931				
			MDF STD E0	18	2400 x 1800	DS	973610	20	🔲	870955	870930			
				25	2400 x 1800	DS	951989	10	🔲		870961			
	Super White	052	F	MDF MR E0	16	2400 x 1200	DS	976730	20	🟢	977199	977193		
					18	2400 x 1200	DS	976748	20	🔲	977199	977193		
	Surf	7923	AM	MDF MR E0	18	2400 x 1200	DS	988700	20	🟢	992242	992277	995787	
					18	2400 x 1200	SSWB	988696	20	🟢	992242	992277	995787	
			NT	MDF MR E0	16	2400 x 1200	DS	985221	20	🟢	985977	985988		
					18	2400 x 1200	DS	985235	20	🟢	985977	985988		
			SK	MDF MR E0	16	2400 x 1200	DS	991925	20	🔲	992720	992646		
					18	2400 x 1200	DS	991943	20	■	992720	992646		
	Terril	2297	AG	MDF MR E0	18	2400 x 1200	DS	988252	20	■	988822	988828	995796	
					18	2400 x 1200	SS	988246	20	🔲	988822	988828	995796	
					18	2400 x 1200	DS	988698	20	🟢	992243	992278	995790	
					18	2400 x 1200	SSBB	988694	20	🟢	992243	992278	995790	
			AM	MDF MR E0	18	2400 x 1200	DS	991426	20	🟢	992243	992278	995790	
					18	3600 x 1200	DS	991426	20	🟢	992243	992278	995790	
					18	3600 x 1200	SSBB	991425	20	🟢	992243	992278	995790	
					18	3600 x 1200	SSBB	991425	20	🟢	992243	992278	995790	




FORMICA
SURROUND BY LAMINEX

FUSION

TRADE ESSENTIALS

HI-MACS

ESSASTONE



FINISHES LEGEND: AG AbsoluteGloss AM AbsoluteMatte CB Carbide CK Chalk DG DiamondGloss F Flint G Gloss M Metallic NT Natural NU Nuance PG Puregrain PL Plex PZ Paper RP Ripple S Satin SK Silk TL Tile

Cut to Size options also available – see page 69. Stacking in line with parent product size. *The edging tape is not an exact match. Please familiarise yourself with the colour match before placing an order. By placing an order you accept the slight colour variation which is not a defect. # Note: AbsoluteGloss Panel finished thickness is approx. 19.5mm. AbsoluteMatte Panel finished thickness is approx. 18.6mm.



STOCK AVAILABILITY **+** STOCKED IN EVERY STATE **□** EX. SYDNEY AND MELBOURNE WITH SELECT ITEMS ALSO STOCKED IN OTHER DC'S **■** EX. MELBOURNE **✦** MADE TO ORDER

TYPE	COLOUR DESCRIPTION	COLOUR CODE	FINISH CODE	SUBSTRATE	THICKNESS (MM)		FACE	PROD CODE	PACK SIZE	STOCKED IN	MATCHING STANDARD BOARD EDGING (1MM)							
					25MT	100MT					100MT							
												MATCHING LARGE FORMAT EDGING (2MM)						
LAMINEX DECORATED MDF	Terril	2297	F	MDF MR EO	16	2400 x 1200	DS	985323	20	+	986033	986048						
					16	3600 x 1200	DS	994381	20	+	986033	986048						
					18	2400 x 1200	DS	985360	20	+	986033	986048						
					25	3600 x 1800	DS	408008	10	✦		988958						
					32	3600 x 1800	DS	408055	10	✦		992687						
				MDF MR HD EO	18	3600 x 1800	DS	402847	10	□	986033	986048						
				PG	MDF MR EO	16	2400 x 1200	DS	991630	20	+	992710	992636					
			18			2400 x 1200	DS	991636	20	+	992710	992636						
				Tornado	081	AG	MDF MR EO	18	2400 x 1200	DS	988253	20	■	988823	988829	995797		
			18					2400 x 1200	SS	988247	20	□	988823	988829	995797			
		F	MDF MR EO			16	2400 x 1200	DS	976729	20	+	977200	977194					
	18					2400 x 1200	DS	976747	20	□	977200	977194						
	25					3600 x 1800	DS	408009	10	✦		988959						
	32					3600 x 1800	DS	408056	10	✦		982965						
						MDF MR HD EO	18	3600 x 1800	DS	407971	10	✦	977200	977194				
						PG	MDF MR EO	16	2400 x 1200	DS	991629	20	+	992711	992637			
	18	2400 x 1200	DS					991635	20	■	992711	992637						
		SK	MDF MR EO			16	2400 x 1200	DS	991927	20	□	992721	992647					
	18			2400 x 1200	DS	991945	20	■	992721	992647								
		Washboard	027	NT	MDF MR EO	16	2400 x 1200	DS	961079	20	□	961199	961217					
	18					2400 x 1200	DS	961097	20	■	961199	961217						
		Waxed Maple	8905	NT	MDF MR EO	16	2400 x 1200	DS	985350	20	+	986034	986049					
	18					2400 x 1200	DS	985387	20	□	986034	986049						
		Weathered Ash	8842	CK	MDF MR EO	16	2400 x 1200	DS	985531	20	■	988639	988647					
	18					2400 x 1200	DS	985559	20	■	988639	988647						
				NT	MDF MR EO	16	2400 x 1200	DS	985351	20	□	992713	992639					
18	2400 x 1200					DS	985388	20	■	992713	992639							
	Weathered Ply	1037	CK	MDF MR EO	16	2400 x 1200	DS	401065	20	+	400923	400927						
18					2400 x 1200	DS	401069	20	+	400923	400927							
			NT	MDF MR EO	16	2400 x 1200	DS	401050	20	+	400941	400950						
18					2400 x 1200	DS	401061	20	+	400941	400950							
	White	200	AM	MDF MR EO	18	2400 x 1200	DS	986259	20	+	992244	992279	995783					
18					2400 x 1200	SSWB	986257	20	+	992244	992279	995783						
18					3600 x 1200	DS	991428	20	+	992244	992279	995783						
18					3600 x 1200	SSWB	991429	20	+	992244	992279	995783						

TYPE	COLOUR DESCRIPTION	COLOUR CODE	FINISH CODE	SUBSTRATE	THICKNESS (MM)		FACE	PROD CODE	PACK SIZE	STOCKED IN	MATCHING STANDARD BOARD EDGING (1MM)					
					25MT	100MT					100MT					
												MATCHING LARGE FORMAT EDGING (2MM)				
LAMINEX DECORATED MDF	White	200	F	MDF MR EO	9	2400 x 1200	DS	948056	30	□						
					12	2400 x 1200	DS	948055	30	□	995879	991721				
					16	2400 x 1200	DS	947990	20	+	995879	991721				
					16	3600 x 1200	DS	947989	20	+	995879	991721				
					16	3600 x 1800	DS	947991	20	+	995879	991721				
					18	2400 x 1200	DS	888077	20	+	995879	991721				
					18	3600 x 1200	DS	947992	20	□	995879	991721				
					18	3600 x 1800	DS	947993	15	+	995879	991721				
					25	2400 x 1200	DS	948054	10	□		846264				
					25	3600 x 1200	DS	948057	10	□		846264				
				MDF STD EO	7.5	2400 x 1200	DS	947218	35	+						
			18		2400 x 1800	DS	860566	20	+	991726	846169					
			25		2400 x 1800	DS	860534	10	+		846264					
			16		2400 x 1200	DS	994380	20	+	995879	991721	404994				
			16		3600 x 1200	DS	994384	20	+	995879	991721	404994				
			25		3600 x 1800	DS	402851	10	+		981897					
			32		3600 x 1800	DS	402854	10	+		846333					
					MDF MR HD EO	18	3600 x 1800	DS	402833	10	+	995879	991721			
				MDF MR EO		16	2400 x 1200	DS	961928	20	+	962356	962352			
			18			2400 x 1200	DS	961979	20	□	962356	962352				
			18			3600 x 1800	DS	408107	10	✦	962356	962352				
			25			3600 x 1800	DS	408124	10	✦		988922				
			32			3600 x 1800	DS	408141	10	✦		962355				
					SK	MDF MR EO	16	2400 x 1200	DS	991928	20	+	993191	993190	404998	
			18	2400 x 1200			DS	991946	20	+	993191	993190	404998			
			16	2400 x 1200			DS	985222	20	+	985978	985989	404993			
		White Linen	8523	NT	MDF MR EO	18	2400 x 1200	DS	985236	20	+	985978	985989	404993		
						White Painted Wood	8902	NT	MDF MR EO	16	2400 x 1200	DS	985352	20	+	986036
	18	2400 x 1200	DS	985389	20					■	986036	986051				
		White Textile	074	NT	MDF MR EO	16	2400 x 1200	DS	976714	20	+	977276	977236			
	18					2400 x 1200	DS	976732	20	□	977276	977236				
		Whitewashed Oak	041	CK	MDF MR EO	16	2400 x 1200	DS	985533	20	+	993144	993143			
	16					3600 x 1200	DS	991114	20	□	993144	993143				
	18					2400 x 1200	DS	985561	20	+	993144	993143				

LAMINEX

FORMICA

SURROUND BY LAMINEX

FUSION

TRADE ESSENTIALS

HI-MACS

ESSASTONE

FINISHES LEGEND: **AG** AbsoluteGloss **AM** AbsoluteMatte **CB** Carbide **CK** Chalk **DG** DiamondGloss **F** Flint **G** Gloss **M** Metallic **NT** Natural **NU** Nuance **PG** Puregrain **PL** Plex **PZ** Paper **RP** Ripple **S** Satin **SK** Silk **TL** Tile

Cut to Size options also available — see page 69. Stacking in line with parent product size. * The edging tape is not an exact match. Please familiarise yourself with the colour match before placing an order. By placing an order you accept the slight colour variation which is not a defect.
 # Note: AbsoluteGloss Panel finished thickness is approx. 19.5mm. AbsoluteMatte Panel finished thickness is approx. 18.6mm.



STOCK AVAILABILITY + STOCKED IN EVERY STATE □ EX. SYDNEY AND MELBOURNE WITH SELECT ITEMS ALSO STOCKED IN OTHER DC'S ■ EX. MELBOURNE ✦ MADE TO ORDER

TYPE	COLOUR DESCRIPTION	COLOUR CODE	FINISH CODE	SUBSTRATE	THICKNESS (MM)	SHEET SIZE (MM)	FACE	PROD CODE	PACK SIZE	STOCKED IN	MATCHING STANDARD BOARD EDGING (1MM)			MATCHING LARGE FORMAT EDGING (2MM)	MATCHING INVISIDGE EDGING
											25MT	100MT	100MT		
LAMINEX DECORATED MDF	Whitewashed Oak	041	NT	MDF MR EO	16	2400 x 1200	DS	961083	20	+	961203	961221			
					18	2400 x 1200	DS	961101	20	+	961203	961221			
	Winter Sky	8792	F	MDF MR EO	16	2400 x 1200	DS	985214	20	+	985979	985990			
					18	2400 x 1200	DS	985228	20	+	985979	985990			
	Young Beech	630	NT	MDF MR EO	16	2400 x 1200	DS	945383	20	+	989629	989630			
					18	2400 x 1200	DS	888221	20	□	989629	989630			
					25	3600 x 1800	DS	408043	10	✦		992861			
					32	3600 x 1800	DS	408092	10	✦		992862			
					MDF MR HD EO	18	3600 x 1800	DS	407996	10	✦	989629	989630		
					MDF STD EO	18	2400 x 1800	DS	860562	20	□	992860	992859		
	Zincworks	869	NT	MDF MR EO	16	2400 x 1200	DS	948132	20	+	916798	885933			
					18	2400 x 1200	DS	888098	20	□	916798	885933			
					25	3600 x 1800	DS	408044	10	✦		984299			
					32	3600 x 1800	DS	408093	10	✦		846302			
					MDF MR HD EO	18	3600 x 1800	DS	407997	10	✦	916798	885933		
					MDF STD EO	18	2400 x 1800	DS	945610	20	□	848482	846087		
	LX MDF MR FG DECOR GREY GRP 2	Black	460	F	MDF FR	12	2400 x 1200	DS	995809	30	■				
						18	3600 x 1200	DS	995825	20	■	916601	857658		
		Blackened Legno	144	CK	MDF FR	12	2400 x 1200	DS	995819	30	■	988326	988334		
						18	3600 x 1200	DS	995835	20	■	988326	988334		
Classic Oak		8537	NU	MDF FR	12	2400 x 1200	DS	995814	30	■	984211	984212			
					18	3600 x 1200	DS	995830	20	■	984211	984212			
Danish Walnut		643	CK	MDF FR	12	2400 x 1200	DS	995816	30	■	994489	994477			
					18	3600 x 1200	DS	995832	20	■	994489	994477			
Elegant Oak		078	CK	MDF FR	12	2400 x 1200	DS	995813	30	■	991586	991585			
					18	3600 x 1200	DS	995829	20	■	991586	991585			
Ghostgum	086	NT	MDF FR	12	2400 x 1200	DS	995808	30	■	977197	977191				
				18	3600 x 1200	DS	995824	20	■	977197	977191				
Oyster Grey	327	NT	MDF FR	12	2400 x 1200	DS	995806	30	■	916608	857832				
				18	3600 x 1200	DS	995822	20	■	916608	857832				
Planked Urban Oak	9312	CK	MDF FR	12	2400 x 1200	DS	995820	30	■	992703	992629				
				18	3600 x 1200	DS	995836	20	■	992703	992629				

TYPE	COLOUR DESCRIPTION	COLOUR CODE	FINISH CODE	SUBSTRATE	THICKNESS (MM)	SHEET SIZE (MM)	FACE	PROD CODE	PACK SIZE	STOCKED IN	MATCHING STANDARD BOARD EDGING (1MM)			MATCHING LARGE FORMAT EDGING (2MM)	MATCHING INVISIDGE EDGING
											25MT	100MT	100MT		
LX MDF MR FG DECOR GREY GRP 2	Polar White	205	NT	MDF FR	12	2400 x 1200	DS	995805	30	■	916610	857214			
					18	3600 x 1200	DS	995821	20	■	916610	857214			
	Raw Birchply	8910	NT	MDF FR	12	2400 x 1200	DS	995815	30	■	985618	985624			
					18	3600 x 1200	DS	995831	20	■	985618	985624			
	Rural Oak	077	CK	MDF FR	12	2400 x 1200	DS	995818	30	■	993336	994365			
					18	3600 x 1200	DS	995834	20	■	993336	994365			
	Seasoned Oak	458	CK	MDF FR	12	2400 x 1200	DS	995812	30	■	992796	992795			
					18	3600 x 1200	DS	995828	20	■	992796	992795			
	Sublime Teak	288	CK	MDF FR	12	2400 x 1200	DS	995811	30	■	988333	988341			
					18	3600 x 1200	DS	995827	20	■	988333	988341			
	Terril	2297	F	MDF FR	12	2400 x 1200	DS	995810	30	■	986033	986048			
					18	3600 x 1200	DS	995826	20	■	986033	986048			
	White	200	NT	MDF FR	12	2400 x 1200	DS	995807	30	■	995879	991721			
					18	3600 x 1200	DS	995823	20	■	995879	991721			
	Whitewashed Oak	041	CK	MDF FR	12	2400 x 1200	DS	995817	30	■	961203	961221			
					18	3600 x 1200	DS	995833	20	■	961203	961221			

LAMINEX
FORMICA
SURROUND BY LAMINEX
FUSION
TRADE ESSENTIALS
HI-MACS
ESSASTONE
↻
📍
🕒
📐

FINISHES LEGEND: AG AbsoluteGloss AM AbsoluteMatte CB Carbide CK Chalk DG DiamondGloss F Flint G Gloss M Metallic NT Natural NU Nuance PG Puregrain PL Plex PZ Paper RP Ripple S Satin SK Silk TL Tile

Cut to Size options also available – see page 69. Stacking in line with parent product size. *The edging tape is not an exact match. Please familiarise yourself with the colour match before placing an order. By placing an order you accept the slight colour variation which is not a defect.
Note: AbsoluteGloss Panel finished thickness is approx. 19.5mm. AbsoluteMatte Panel finished thickness is approx. 18.6mm.



STOCK AVAILABILITY ⊕ STOCKED IN EVERY STATE ⊖ EX. SYDNEY AND MELBOURNE WITH SELECT ITEMS ALSO STOCKED IN OTHER DC'S ■ EX. MELBOURNE ✦ MADE TO ORDER

LAMINEX DECORATED PARTICLEBOARD

TYPE	COLOUR DESCRIPTION	COLOUR CODE	FINISH CODE	SUBSTRATE	THICKNESS (MM)	SHEET SIZE (MM)	FACE	PROD CODE	PACK SIZE	STOCKED IN	SUGGESTED EDGING*	
											25MT	100MT
Fox Teakwood	8907	NT	PB MR E0	18	3600 x 1800	DS	985250	20	■	985631	985633	
				25	3600 x 1800	DS	985254	10	■		985635	
				33	3600 x 1800	DS	985258	10	■		985637	
French Navy	8541	F	PB MR E0	18	3600 x 1800	DS	401071	20	⊕	986026	986041	
				25	3600 x 1800	DS	401088	10	⊕		988731	
				33	3600 x 1800	DS	405343	10	✦			
Ghostgum	086	F	PB MR E0	18	3600 x 1800	DS	982632	20	⊕	977280	977239	
				25	3600 x 1800	DS	982643	10	⊕		982966	
				33	3600 x 1800	DS	982652	10	⊕		982967	
Golden Wattle	1033	F	PB MR E0	18	3600 x 1800	DS	401080	20	⊕	400934	400943	
				25	3600 x 1800	DS	401096	10	⊕		400952	
				33	3600 x 1800	DS	405347	10	⊕		400957	
Greystone	772	F	PB MR E0	18	3600 x 1800	DS	993308	20	⊕	848387	846058	
				25	3600 x 1800	DS	993309	10	⊕		846196	
				33	3600 x 1800	DS	993310	10	■		846287	
Lava Grey	8538	NT	PB MR E0	18	3600 x 1800	DS	985248	20	⊕	984687	984688	
				25	3600 x 1800	DS	985252	10	□		984689	
				33	3600 x 1800	DS	985256	10	□		984690	
Lustrous Elm	274	NT	PB MR E0	18	3600 x 1800	DS	972753	20	□	870947	870922	
				25	3600 x 1800	DS	963750	10	□		961520	
				33	3600 x 1800	DS	913595	10	■		870978	
		NU	PB MR E0	18	3600 x 1800	DS	981595	20	□	962289	962285	
				25	3600 x 1800	DS	983132	10	■		962286	
				33	3600 x 1800	DS	981558	10	■		962287	
Milkwood	604	NT	PB MR E0	18	3600 x 1800	DS	959117	20	⊕	848397	847201	
				25	3600 x 1800	DS	959166	10	□		847207	
				33	3600 x 1800	DS	959217	10	□		851976	
Moleskin	450	F	PB MR E0	18	3600 x 1800	DS	959118	20	⊕	848399	846132	
				25	3600 x 1800	DS	959167	10	□		846242	
				33	3600 x 1800	DS	959218	10	□		846316	
Moroccan Clay	150	F	PB MR E0	18	3600 x 1800	DS	401072	20	⊕	994492	994480	
				25	3600 x 1800	DS	401089	10	⊕		403191	
				33	3600 x 1800	DS	405344	10	✦			
Natural Walnut	068	CK	PB MR E0	18	3600 x 1800	DS	992236	20	⊕	992732	992665	
				25	3600 x 1800	DS	992826	10	□		992678	
				33	3600 x 1800	DS	992338	10	□		992691	

LAMINEX DECORATED PARTICLEBOARD

TYPE	COLOUR DESCRIPTION	COLOUR CODE	FINISH CODE	SUBSTRATE	THICKNESS (MM)	SHEET SIZE (MM)	FACE	PROD CODE	PACK SIZE	STOCKED IN	SUGGESTED EDGING*	
											25MT	100MT
Natural Walnut	068	NT	PB MR E0	18	3600 x 1800	DS	982638	20	⊕	977342	977307	
				25	3600 x 1800	DS	982648	10	⊕		981271	
				33	3600 x 1800	DS	978718	10	□		980955	
New Antique White	204	F	PB MR	16	2400 x 1200	DS	708850	25	⊕	916607	857340	
				25	3600 x 1800	DS	847659	25	□	848405	846060	
New Graphite	486	F	PB MR E0	18	3600 x 1800	DS	956244	20	□	848405	846060	
				25	3600 x 1800	DS	959171	10	□		851782	
				33	3600 x 1800	DS	952575	10	■		853721	
Olivine	161	NT	PB MR E0	18	3600 x 1800	DS	401081	20	⊕	994496	994484	
				25	3600 x 1800	DS	401097	10	⊕		994503	
				33	3600 x 1800	DS	405350	10	✦			
Otway	1035	F	PB MR E0	18	3600 x 1800	DS	401073	20	⊕	400935	400944	
				25	3600 x 1800	DS	401090	10	⊕		400953	
				33	3600 x 1800	DS	405345	10	✦		400958	
Oyster Grey	327	F	PB MR E0	18	3600 x 1800	DS	959124	20	⊕	848417	846145	
				25	3600 x 1800	DS	959174	10	⊕		846253	
				33	3600 x 1800	DS	959226	10	⊕		846321	
Oyster Linea	289	NT	PB MR E0	18	3600 x 1800	DS	959125	20	⊕	870950	870925	
				25	3600 x 1800	DS	959175	10	□		870960	
				33	3600 x 1800	DS	959227	10	□		870972	
		NU	PB MR E0	18	3600 x 1800	DS	992821	20	■	992733	992666	
				25	3600 x 1800	DS	992827	10	■		992679	
				33	3600 x 1800	DS	992836	10	□		992692	
Parchment	202	F	PB MR	16	2400 x 1200	DS	723926	25	⊕	991728	846147	
				18	3600 x 1800	DS	881590	20	⊕	991728	846147	
				25	3600 x 1800	DS	881588	10	⊕		846255	
Pillarbox	438	NT	PB MR E0	18	3600 x 1800	DS	881589	10	⊕		846324	
				25	3600 x 1800	DS	960074	20	□	871296	856443	
				33	3600 x 1800	DS	960075	10	■		862525	
Planked Urban Oak	9312	CK	PB MR E0	18	3600 x 1800	DS	959231	10	✦		862528	
				25	3600 x 1800	DS	401115	20	⊕	992703	992629	
				33	3600 x 1800	DS	401118	10	⊕		403354	
		NT	PB MR E0	18	3600 x 1800	DS	401121	10	⊕		403359	
				25	3600 x 1800	DS	401084	20	⊕	986344	986355	
				33	3600 x 1800	DS	401100	10	⊕		988984	
Planked Urban Oak	9312	NT	PB MR E0	18	3600 x 1800	DS	401110	10	⊕		403363	
				25	3600 x 1800	DS	401100	10	⊕		988984	
				33	3600 x 1800	DS	401110	10	⊕		403363	



FINISHES LEGEND: AG AbsoluteGloss AM AbsoluteMatte CB Carbide CK Chalk DG DiamondGloss F Flint G Gloss M Metallic NT Natural NU Nuance PG Puregrain PL Plex PZ Paper RP Ripple S Satin SK Silk TL Tile

Cut to Size options also available – see page 69. Stacking in line with parent product size. * The edging tape is not an exact match. Please familiarise yourself with the colour match before placing an order. By placing an order you accept the slight colour variation which is not a defect.
 # Note: AbsoluteGloss Panel finished thickness is approx. 19.5mm. AbsoluteMatte Panel finished thickness is approx. 18.6mm.





STOCK AVAILABILITY + STOCKED IN EVERY STATE - EX. SYDNEY AND MELBOURNE WITH SELECT ITEMS ALSO STOCKED IN OTHER DC'S ■ EX. MELBOURNE ✦ MADE TO ORDER

TYPE	COLOUR DESCRIPTION	COLOUR CODE	FINISH CODE	SUBSTRATE	THICKNESS (MM)	SHEET SIZE (MM)	FACE	PROD CODE	PACK SIZE	STOCKED IN	SUGGESTED EDGING*	
											25MT	100MT
											LAMINEX DECORATED PARTICLEBOARD	Polar White
PB MR E0	18	3600 x 1800	DS	970442	20	+	991725	846152				
PB MR E0	25	3600 x 1800	DS	977781	10	+		846258				
PB MR E0	33	3600 x 1800	DS	906519	10	+		846328				
Portsea	1031	F	PB MR E0	18	3600 x 1800	DS	401075	20	+	400937		400946
			PB MR E0	25	3600 x 1800	DS	401091	10	+			400955
Raw Birchply	8910	CK	PB MR E0	18	3600 x 1800	DS	985436	20	+	992214		992211
			PB MR E0	25	3600 x 1800	DS	985438	10	■			992212
			PB MR E0	33	3600 x 1800	DS	985440	10	■			992213
			PB MR E0	18	3600 x 1800	DS	985251	20	+	985630		985632
			PB MR E0	25	3600 x 1800	DS	985255	10	+			985634
			PB MR E0	33	3600 x 1800	DS	985259	10	+			985636
Rock Maple	577	F	PB MR E0	18	3600 x 1800	DS	959130	20	+	848433	846183	
			PB MR E0	25	3600 x 1800	DS	959182	10	■		846275	
			PB MR E0	33	3600 x 1800	DS	959235	10	■		846343	
Rural Oak	077	CK	PB MR E0	18	3600 x 1800	DS	988706	20	+	993335	993319	
			PB MR E0	25	3600 x 1800	DS	988707	10	■		993320	
			PB MR E0	33	3600 x 1800	DS	989016	10	■		993321	
		NT	PB MR E0	18	3600 x 1800	DS	982639	20	+	985693	985694	
			PB MR E0	25	3600 x 1800	DS	982649	10	+		985695	
			PB MR E0	33	3600 x 1800	DS	982657	10	■		985696	
Seasoned Oak	458	CK	PB MR E0	18	3600 x 1800	DS	989010	20	■	992798	992797	
			PB MR E0	25	3600 x 1800	DS	989013	10	■		992799	
			PB MR E0	33	3600 x 1800	DS	989017	10	■		992800	
		NT	PB MR E0	18	3600 x 1800	DS	959133	20	+	993284	993283	
			PB MR E0	25	3600 x 1800	DS	959185	10	+		993285	
			PB MR E0	33	3600 x 1800	DS	959237	10	■		993286	
Select Beech	612	F	PB MR E0	18	3600 x 1800	DS	959134	20	+	886070	846185	
			PB MR E0	25	3600 x 1800	DS	959186	10	+		846276	
			PB MR E0	33	3600 x 1800	DS	959238	10	■		846344	
Silver Ash	589	F	PB MR E0	18	3600 x 1800	DS	957214	20	■	848444	846187	
			PB MR E0	25	3600 x 1800	DS	959187	10	■		846277	
Spinifex	8539	NT	PB MR E0	33	3600 x 1800	DS	959239	10	■		846345	
			PB MR E0	18	3600 x 1800	DS	401086	20	+	985621	985627	
			PB MR E0	25	3600 x 1800	DS	401102	10	+		988953	
PB MR E0	33	3600 x 1800	DS	405349	10	✦						

TYPE	COLOUR DESCRIPTION	COLOUR CODE	FINISH CODE	SUBSTRATE	THICKNESS (MM)	SHEET SIZE (MM)	FACE	PROD CODE	PACK SIZE	STOCKED IN	SUGGESTED EDGING*	
											25MT	100MT
											LAMINEX DECORATED PARTICLEBOARD	Sublime Teak
PB MR E0	25	3600 x 1800	DS	989014	10	■		988384				
PB MR E0	33	3600 x 1800	DS	989018	10	■		988385				
NT	PB MR E0	18	3600 x 1800	DS	974621	20	+	870955	870930			
	PB MR E0	25	3600 x 1800	DS	974622	10	+		870961			
	PB MR E0	33	3600 x 1800	DS	974619	10	+		870973			
Terril	2297	F	PB MR E0	18	3600 x 1800	DS	992811	20	+	992728		992661
			PB MR E0	25	3600 x 1800	DS	992814	10	■			992674
Tornado	081	F	PB MR E0	33	3600 x 1800	DS	992829	10	■			992687
			PB MR E0	18	3600 x 1800	DS	982633	20	+	977283		977242
White	200	F	PB MR E0	25	3600 x 1800	DS	982644	10	■			982964
			PB MR E0	33	3600 x 1800	DS	982653	10	■			982965
			PB MR	16	2400 x 1200	DS	859379	25	+	991726	846169	
		NU	PB MR E0	18	3600 x 1800	DS	881329	20	+	991726	846169	
			PB MR E0	25	2400 x 1800	DS	921012	20	+		846264	
			PB MR E0	25	3600 x 1800	DS	881301	10	+		846264	
Young Beech	630	F	PB MR E0	33	3600 x 1800	DS	932961	10	+		846333	
			PB MR E0	18	3600 x 1800	DS	982947	20	■	962357	962353	
			PB MR E0	25	3600 x 1800	DS	983129	10	■		962354	
			PB MR E0	33	3600 x 1800	DS	983139	10	■		962355	
Zincworks	869	NT	PB MR E0	18	3600 x 1800	DS	959145	20	+	992860	992859	
			PB MR E0	25	3600 x 1800	DS	959198	10	+		992861	
Zincworks	869	NT	PB MR E0	33	3600 x 1800	DS	959250	10	■		992862	
			PB MR E0	18	3600 x 1800	DS	914919	20	■	848482	846087	
PB MR E0	25	3600 x 1800	DS	959199	10	■		846225				
PB MR E0	33	3600 x 1800	DS	959251	10	■		846302				

LAMINEX

FORMICA

SURROUND BY LAMINEX

FUSION

TRADE ESSENTIALS

HI-MACS

ESSASTONE

FINISHES LEGEND: AG AbsoluteGloss AM AbsoluteMatte CB Carbide CK Chalk DG DiamondGloss F Flint G Gloss M Metallic NT Natural NU Nuance PG Puregrain PL Plex PZ Paper RP Ripple S Satin SK Silk TL Tile

Cut to Size options also available – see page 69. Stocking in line with parent product size. * The edging tape is not an exact match. Please familiarise yourself with the colour match before placing an order. By placing an order you accept the slight colour variation which is not a defect.
 # Note: AbsoluteGloss Panel finished thickness is approx. 19.5mm. AbsoluteMatte Panel finished thickness is approx. 18.6mm.



STOCK AVAILABILITY + STOCKED IN EVERY STATE □ EX. SYDNEY AND MELBOURNE WITH SELECT ITEMS ALSO STOCKED IN OTHER DC'S ■ EX. MELBOURNE ✦ MADE TO ORDER

TYPE	COLOUR DESCRIPTION	COLOUR CODE	FINISH CODE	SUBSTRATE	THICKNESS (MM)	SHEET SIZE (MM)	FACE	PROD CODE	PACK SIZE	STOCKED IN
LAMINEX LAMINATE (HPL)	Aged Ash	151	CK	POSTFORMING	0.7	3600 x 1500	SS	992888	1	□
			NT	POSTFORMING	0.7	3600 x 750	SS	985300	1	□
			NT	POSTFORMING	0.7	3600 x 1200	SS	985167	1	✦
			NT	POSTFORMING	0.7	3600 x 1500	SS	985484	1	✦
	Aged Walnut	6055	CK	POSTFORMING	0.7	3600 x 1500	SS	992889	1	□
			NT	POSTFORMING	0.7	3600 x 750	SS	985301	1	□
			NT	POSTFORMING	0.7	3600 x 1200	SS	985168	1	□
	Alabaster	203	DG	POSTFORMING	0.7	3595 x 1395	SS	985594	1	■
			NT	POSTFORMING	0.7	3600 x 750	SS	915163	1	□
			NT	POSTFORMING	0.7	3600 x 1200	SS	915165	1	□
			NT	POSTFORMING	0.7	3600 x 1500	SS	915167	1	✦
	Alaskan	334	NT	POSTFORMING	0.7	3600 x 750	SS	905760	1	□
			NT	POSTFORMING	0.7	3600 x 1200	SS	905782	1	□
			NT	POSTFORMING	0.7	3600 x 1500	SS	905807	1	✦
	Alpaca	004	NT	POSTFORMING	0.7	3600 x 1500	SS	993199	1	■
			NT	POSTFORMING	0.7	3600 x 750	SS	941730	1	□
	Alpine Mist	8527	NT	POSTFORMING	0.7	3600 x 1200	SS	941731	1	□
			NT	POSTFORMING	0.7	3600 x 1500	SS	941732	1	✦
			NT	POSTFORMING	0.7	3600 x 750	SS	985263	1	□
	Andalucian Marble	173	NT	POSTFORMING	0.7	3600 x 1200	SS	985150	1	□
			NT	POSTFORMING	0.7	3600 x 1500	SS	985447	1	✦
			NT	POSTFORMING	0.7	3600 x 750	SS	989057	1	✦
	Aquamarine	124	NT	POSTFORMING	0.7	3600 x 1200	SS	985130	1	□
			NT	POSTFORMING	0.7	3600 x 1500	SS	989056	1	■
			NT	POSTFORMING	0.7	3600 x 750	SS	985264	1	■
			NT	POSTFORMING	0.7	3600 x 1200	SS	984623	1	■
	Aries	079	AM	NON POSTFORMING	0.7	3600 x 1500	SS	985448	1	✦
			DG	POSTFORMING	0.7	3600 x 1500	SS	401001	1	✦
NT			POSTFORMING	0.7	3595 x 1395	SS	985595	1	■	
NT			POSTFORMING	0.7	3600 x 750	SS	976393	1	□	
Artisan Beamwood	6409	CK	POSTFORMING	0.7	3600 x 1200	SS	976413	1	□	
		NT	POSTFORMING	0.7	3600 x 1500	SS	976433	1	✦	
		NT	POSTFORMING	0.7	3600 x 750	SS	992890	1	□	
		NT	POSTFORMING	0.7	3600 x 1500	SS	985302	1	□	
Artisan Beamwood	6409	NT	POSTFORMING	0.7	3600 x 750	SS	985169	1	■	
		NT	POSTFORMING	0.7	3600 x 1200	SS	985169	1	■	
		NT	POSTFORMING	0.7	3600 x 1500	SS	985486	1	✦	

TYPE	COLOUR DESCRIPTION	COLOUR CODE	FINISH CODE	SUBSTRATE	THICKNESS (MM)	SHEET SIZE (MM)	FACE	PROD CODE	PACK SIZE	STOCKED IN
LAMINEX LAMINATE (HPL)	Ash White	209	NT	POSTFORMING	0.7	3600 x 750	SS	915208	1	□
			NT	POSTFORMING	0.7	3600 x 1200	SS	915210	1	□
			NT	POSTFORMING	0.7	3600 x 1500	SS	915214	1	✦
	Avenza Bianco	148	DG	POSTFORMING	0.7	3595 x 1395	SS	989227	1	✦
			NT	POSTFORMING	0.7	3600 x 750	SS	989235	1	✦
			NT	POSTFORMING	0.7	3600 x 1200	SS	989233	1	✦
	Avignon Walnut	006	CK	POSTFORMING	0.7	3600 x 1500	SS	989234	1	□
			NT	POSTFORMING	0.7	3600 x 750	SS	992891	1	■
			NT	POSTFORMING	0.7	3600 x 1200	SS	941767	1	□
	Basalt	296	NT	POSTFORMING	0.7	3600 x 1200	SS	941791	1	□
			NT	POSTFORMING	0.7	3600 x 1500	SS	941815	1	✦
			NT	POSTFORMING	0.7	3600 x 750	SS	914645	1	✦
	Battalion	042	DG	POSTFORMING	0.7	3600 x 750	SS	914638	1	✦
			NT	POSTFORMING	0.7	3600 x 1500	SS	914641	1	□
			NT	POSTFORMING	0.7	3595 x 1395	SS	985596	1	■
	Baye	007	NT	POSTFORMING	0.7	3600 x 750	SS	960915	1	□
			NT	POSTFORMING	0.7	3600 x 1200	SS	960933	1	✦
			NT	POSTFORMING	0.7	3600 x 1500	SS	960951	1	■
	Bayleaf	254	NT	POSTFORMING	0.7	3600 x 750	SS	941768	1	□
			NT	POSTFORMING	0.7	3600 x 1200	SS	941792	1	□
			NT	POSTFORMING	0.7	3600 x 1500	SS	941816	1	✦
	Black	460	NT	POSTFORMING	0.7	3600 x 750	SS	915241	1	□
			NT	POSTFORMING	0.7	3600 x 1200	SS	915244	1	✦
			NT	POSTFORMING	0.7	3600 x 1500	SS	915246	1	✦
			AM	NON POSTFORMING	0.7	3600 x 1500	SS	991353	1	✦
	Black Birchply	8552	NT	POSTFORMING	0.7	3600 x 750	SS	915611	1	✦
			NT	POSTFORMING	0.7	3600 x 1200	SS	915614	1	✦
			NT	POSTFORMING	0.7	3600 x 1500	SS	915616	1	□
			NU	POSTFORMING	0.7	3600 x 1500	SS	976443	1	✦
	Black Marble	740	CK	POSTFORMING	0.7	3600 x 1500	SS	992892	1	□
			NT	POSTFORMING	0.7	3600 x 750	SS	985303	1	■
			NT	POSTFORMING	0.7	3600 x 1200	SS	985170	1	□
NT			POSTFORMING	0.7	3600 x 1500	SS	985487	1	✦	
Black Marble	740	DG	POSTFORMING	0.7	3595 x 1395	SS	859576	1	✦	
		NT	POSTFORMING	0.7	3600 x 750	SS	915753	1	✦	
		NT	POSTFORMING	0.7	3600 x 1200	SS	915755	1	□	
Black Marble	740	NT	POSTFORMING	0.7	3600 x 1500	SS	915756	1	■	

LAMINEX
FORMICA
SURROUND BY LAMINEX
FUSION
TRADE ESSENTIALS
HI-MACS
ESSASTONE

FINISHES LEGEND: AG AbsoluteGloss AM AbsoluteMatte CB Carbide CK Chalk DG DiamondGloss F Flint G Gloss M Metallic NT Natural NU Nuance PG Puregrain PL Plex PZ Paper RP Ripple S Satin SK Silk TL Tile

Cut to Size options also available – see page 69. Stocking in line with parent product size.





STOCK AVAILABILITY + STOCKED IN EVERY STATE □ EX. SYDNEY AND MELBOURNE WITH SELECT ITEMS ALSO STOCKED IN OTHER DC'S ■ EX. MELBOURNE + MADE TO ORDER

TYPE	COLOUR DESCRIPTION	COLOUR CODE	FINISH CODE	SUBSTRATE	THICKNESS (MM)	SHEET SIZE (MM)	FACE	PROD CODE	PACK SIZE	STOCKED IN
LAMINEX LAMINATE (HPL)	Blackened Elm	070	CK	POSTFORMING	0.7	3600 x 1500	SS	992893	1	■
			NT	POSTFORMING	0.7	3600 x 750	SS	976384	1	■
			NT	POSTFORMING	0.7	3600 x 1200	SS	976404	1	■
			NT	POSTFORMING	0.7	3600 x 1500	SS	976424	1	+
	Blackened Legno	144	CK	POSTFORMING	0.7	3600 x 1500	SS	992894	1	□
			NT	POSTFORMING	0.7	3600 x 750	SS	985305	1	□
			NT	POSTFORMING	0.7	3600 x 1200	SS	985171	1	□
	Blackened Linewood	338	NT	POSTFORMING	0.7	3600 x 1500	SS	985489	1	+
			NT	POSTFORMING	0.7	3600 x 750	SS	905762	1	■
			NT	POSTFORMING	0.7	3600 x 1200	SS	905784	1	■
	Bleached Elm	6404	CK	POSTFORMING	0.7	3600 x 1500	SS	905809	1	+
			NT	POSTFORMING	0.7	3600 x 750	SS	993207	1	■
			NT	POSTFORMING	0.7	3600 x 1200	SS	993207	1	■
	Bleached Wenge	038	CK	POSTFORMING	0.7	3600 x 1500	SS	992895	1	□
			NT	POSTFORMING	0.7	3600 x 750	SS	985306	1	□
			NT	POSTFORMING	0.7	3600 x 1200	SS	985172	1	□
	Brushed Brass	6423	M	NON POSTFORMING	1	2440 x 1220	SS	985490	1	+
			M	NON POSTFORMING	1	2440 x 1220	SS	992896	1	■
			M	NON POSTFORMING	1	2440 x 1220	SS	960928	1	■
	Brushed Bronze	508	M	NON POSTFORMING	1	2440 x 1220	SS	960946	1	■
			M	NON POSTFORMING	1	2440 x 1220	SS	960964	1	+
			M	NON POSTFORMING	1	2440 x 1220	SS	984652	1	+
	Brushed Stainless Steel	957	M	NON POSTFORMING	1	2440 x 1220	SS	986322	1	+
			M	NON POSTFORMING	1	2440 x 1220	SS	986323	1	+
			M	NON POSTFORMING	1	2440 x 1220	SS	986324	1	+
	Brushed Titanium	999	M	NON POSTFORMING	1	2440 x 1220	SS	846947	1	□
			M	NON POSTFORMING	1	2440 x 1220	SS	846946	1	□
			M	NON POSTFORMING	1	2440 x 1220	SS	869783	1	+
	Burnished Wood	602	NT	POSTFORMING	0.7	3600 x 750	SS	846947	1	□
			NT	POSTFORMING	0.7	3600 x 1200	SS	846946	1	□
			NT	POSTFORMING	0.7	3600 x 1500	SS	869783	1	+
	Burnt Ochre	196	NT	POSTFORMING	0.7	3600 x 750	SS	993211	1	□
			NT	POSTFORMING	0.7	3600 x 1200	SS	994018	1	■
NT			POSTFORMING	0.7	3600 x 1500	SS	994035	1	□	
Calacatta Majore TrueScale	3001	NT	POSTFORMING	0.7	3600 x 750	SS	994052	1	+	
		NT	POSTFORMING	0.7	3600 x 1200	SS	401007	1	+	
		NT	POSTFORMING	0.7	3600 x 1500	SS	401012	1	+	
Calm Oak	1036	CK	POSTFORMING	0.7	3600 x 1500	SS	401017	1	+	
		NT	POSTFORMING	0.7	3600 x 750	SS	400997	1	+	
		NT	POSTFORMING	0.7	3600 x 1200	SS	400979	1	+	
Calm White	8522	NT	POSTFORMING	0.7	3600 x 1500	SS	400998	1	+	
		NT	POSTFORMING	0.7	3600 x 750	SS	400988	1	+	
		NT	POSTFORMING	0.7	3600 x 1200	SS	407451	1	□	

TYPE	COLOUR DESCRIPTION	COLOUR CODE	FINISH CODE	SUBSTRATE	THICKNESS (MM)	SHEET SIZE (MM)	FACE	PROD CODE	PACK SIZE	STOCKED IN
LAMINEX LAMINATE (HPL)	Calm White	8522	NT	POSTFORMING	0.7	3600 x 750	SS	985265	1	+
			NT	POSTFORMING	0.7	3600 x 1200	SS	984624	1	+
			NT	POSTFORMING	0.7	3600 x 1500	SS	985449	1	□
	Carrara Bianco	087	DG	POSTFORMING	0.7	3595 x 1395	SS	976452	1	+
			NT	POSTFORMING	0.7	3600 x 750	SS	976382	1	+
			NT	POSTFORMING	0.7	3600 x 1200	SS	976402	1	+
	Carrara Delicata	624	NT	POSTFORMING	0.7	3600 x 1500	SS	976422	1	□
			NT	POSTFORMING	0.7	3600 x 750	SS	994024	1	+
			NT	POSTFORMING	0.7	3600 x 1200	SS	994041	1	□
	Carrara Marble	3460	DG	POSTFORMING	0.7	3600 x 1500	SS	994058	1	+
			NT	POSTFORMING	0.7	3595 x 1395	SS	953820	1	+
			NT	POSTFORMING	0.7	3600 x 750	SS	986292	1	+
	Catalana Marble	163	NT	POSTFORMING	0.7	3600 x 1200	SS	986294	1	+
			NT	POSTFORMING	0.7	3600 x 1500	SS	986290	1	□
			NT	POSTFORMING	0.7	3600 x 750	SS	986643	1	+
	Chalk White	8524	NT	POSTFORMING	0.7	3600 x 1200	SS	986642	1	■
			NT	POSTFORMING	0.7	3600 x 750	SS	985266	1	+
			NT	POSTFORMING	0.7	3600 x 1500	SS	984625	1	+
	Chalky Teak	009	NT	POSTFORMING	0.7	3600 x 1200	SS	985450	1	■
			NT	POSTFORMING	0.7	3600 x 750	SS	941770	1	■
			NT	POSTFORMING	0.7	3600 x 1500	SS	941794	1	■
	Chamois	325	NT	POSTFORMING	0.7	3600 x 1200	SS	941818	1	+
			NT	POSTFORMING	0.7	3600 x 750	SS	993215	1	■
			NT	POSTFORMING	0.7	3600 x 1500	SS	905764	1	■
	Charcoal	461	NT	POSTFORMING	0.7	3600 x 1200	SS	905786	1	□
			NT	POSTFORMING	0.7	3600 x 750	SS	905811	1	+
			NT	POSTFORMING	0.7	3600 x 1500	SS	915622	1	+
	Cherry Riftwood	071	NT	POSTFORMING	0.7	3600 x 750	SS	915624	1	+
			NT	POSTFORMING	0.7	3600 x 1200	SS	915627	1	□
			NT	POSTFORMING	0.7	3600 x 1500	SS	986251	1	■
	Chestnut Woodland	1038	CK	POSTFORMING	0.7	3600 x 750	SS	976386	1	■
			NT	POSTFORMING	0.7	3600 x 1200	SS	976406	1	■
			NT	POSTFORMING	0.7	3600 x 1500	SS	976426	1	+
Chestnut Woodland	1038	CK	POSTFORMING	0.7	3600 x 750	SS	993224	1	■	
		NT	POSTFORMING	0.7	3600 x 1500	SS	400998	1	+	
		NT	POSTFORMING	0.7	3600 x 1200	SS	400980	1	+	
Chestnut Woodland	1038	NT	POSTFORMING	0.7	3600 x 750	SS	400980	1	+	
		NT	POSTFORMING	0.7	3600 x 1200	SS	400989	1	+	
		NT	POSTFORMING	0.7	3600 x 1500	SS	407452	1	□	

LAMINEX

FORMICA

SURROUND BY LAMINEX

FUSION

TRADE ESSENTIALS

HI-MACS

ESSASTONE

FINISHES LEGEND: AG AbsoluteGloss AM AbsoluteMatte CB Carbide CK Chalk DG DiamondGloss F Flint G Gloss M Metallic NT Natural NU Nuance PG Puregrain PL Plex PZ Paper RP Ripple S Satin SK Silk TL Tile

Cut to Size options also available — see page 69. Stocking in line with parent product size.



STOCK AVAILABILITY + STOCKED IN EVERY STATE - EX. SYDNEY AND MELBOURNE WITH SELECT ITEMS ALSO STOCKED IN OTHER DC'S ■ EX. MELBOURNE + MADE TO ORDER

TYPE	COLOUR DESCRIPTION	COLOUR CODE	FINISH CODE	SUBSTRATE	THICKNESS (MM)	SHEET SIZE (MM)	FACE	PROD CODE	PACK SIZE	STOCKED IN
LAMINEX LAMINATE (HPL)	Classic Oak	8537	NT	POSTFORMING	0.7	3600 x 750	SS	984186	1	+
				POSTFORMING	0.7	3600 x 1200	SS	984184	1	+
			NU	POSTFORMING	0.7	3600 x 1500	SS	984185	1	+
				POSTFORMING	0.7	3600 x 1500	SS	993228	1	+
	Clay Textile	075	NT	POSTFORMING	0.7	3600 x 750	SS	976379	1	■
				POSTFORMING	0.7	3600 x 1200	SS	976399	1	■
				POSTFORMING	0.7	3600 x 1500	SS	976419	1	+
	Coastal Sunrise	1034	NT	POSTFORMING	0.7	3600 x 750	SS	400981	1	+
				POSTFORMING	0.7	3600 x 1200	SS	400990	1	+
				POSTFORMING	0.7	3600 x 1500	SS	407453	1	□
	Concrete Formwood	065	CK	POSTFORMING	0.7	3600 x 1500	SS	992897	1	■
				POSTFORMING	0.7	3600 x 750	SS	976385	1	■
			NT	POSTFORMING	0.7	3600 x 1200	SS	976405	1	□
				POSTFORMING	0.7	3600 x 1500	SS	976425	1	+
	Copper Brush	8554	M	NON POSTFORMING	1	2440 x 1220	SS	984648	1	□
	Crema Venato	8533	DG	POSTFORMING	0.7	3595 x 1395	SS	985600	1	□
				POSTFORMING	0.7	3600 x 750	SS	985287	1	□
			NT	POSTFORMING	0.7	3600 x 1200	SS	984637	1	□
				POSTFORMING	0.7	3600 x 1500	SS	985471	1	■
	Curly Birch	639	NT	POSTFORMING	0.7	3600 x 750	SS	716972	1	□
				POSTFORMING	0.7	3600 x 1200	SS	716970	1	□
				POSTFORMING	0.7	3600 x 1500	SS	725102	1	+
	Danish Walnut	643	CK	POSTFORMING	0.7	3600 x 1500	SS	994011	1	□
				POSTFORMING	0.7	3600 x 750	SS	994020	1	□
			NT	POSTFORMING	0.7	3600 x 1200	SS	994037	1	□
				POSTFORMING	0.7	3600 x 1500	SS	994054	1	+
	Dansk Maple	586	NT	POSTFORMING	0.7	3600 x 750	SS	780534	1	■
				POSTFORMING	0.7	3600 x 1200	SS	780536	1	□
POSTFORMING				0.7	3600 x 1500	SS	781763	1	+	
Delana Oak	8966	CK	POSTFORMING	0.7	3600 x 1500	SS	992898	1	□	
			POSTFORMING	0.7	3600 x 750	SS	989244	1	□	
		NT	POSTFORMING	0.7	3600 x 1200	SS	985173	1	□	
			POSTFORMING	0.7	3600 x 1500	SS	989250	1	+	
Denim	8822	NT	POSTFORMING	0.7	3600 x 750	SS	985267	1	■	
			POSTFORMING	0.7	3600 x 1200	SS	985151	1	□	
			POSTFORMING	0.7	3600 x 1500	SS	985451	1	+	
Domain	047	NT	POSTFORMING	0.7	3600 x 750	SS	960925	1	■	
			POSTFORMING	0.7	3600 x 1200	SS	960943	1	■	

TYPE	COLOUR DESCRIPTION	COLOUR CODE	FINISH CODE	SUBSTRATE	THICKNESS (MM)	SHEET SIZE (MM)	FACE	PROD CODE	PACK SIZE	STOCKED IN
LAMINEX LAMINATE (HPL)	Domain	047	NT	POSTFORMING	0.7	3600 x 1500	SS	960961	1	+
			NU	POSTFORMING	0.7	3600 x 1500	SS	993232	1	■
	Elegant Oak	078	CK	POSTFORMING	0.7	3600 x 1500	SS	992899	1	+
				POSTFORMING	0.7	3600 x 750	SS	976391	1	+
			NT	POSTFORMING	0.7	3600 x 1200	SS	976411	1	+
	Elemental Ash	6363	NT	POSTFORMING	0.7	3600 x 750	SS	985289	1	□
				POSTFORMING	0.7	3600 x 1200	SS	984638	1	□
				POSTFORMING	0.7	3600 x 1500	SS	985473	1	■
	Enamel	8794	NT	POSTFORMING	0.7	3600 x 750	SS	985269	1	■
				POSTFORMING	0.7	3600 x 1200	SS	985153	1	■
				POSTFORMING	0.7	3600 x 1500	SS	985453	1	+
	Espresso	453	NT	POSTFORMING	0.7	3600 x 750	SS	780580	1	■
				POSTFORMING	0.7	3600 x 1200	SS	780581	1	■
				POSTFORMING	0.7	3600 x 1500	SS	781765	1	+
	Ferro Grafite	125	NT	POSTFORMING	0.7	3600 x 750	SS	985290	1	□
				POSTFORMING	0.7	3600 x 1200	SS	985160	1	□
				POSTFORMING	0.7	3600 x 1500	SS	985474	1	■
	Figured Limestone	625	NT	POSTFORMING	0.7	3600 x 750	SS	994025	1	□
				POSTFORMING	0.7	3600 x 1200	SS	994042	1	□
				POSTFORMING	0.7	3600 x 1500	SS	994059	1	+
	Fossil	463	NT	POSTFORMING	0.7	3600 x 750	SS	915634	1	□
				POSTFORMING	0.7	3600 x 1200	SS	915636	1	□
				POSTFORMING	0.7	3600 x 1500	SS	915638	1	+
	Fox	080	NT	POSTFORMING	0.7	3600 x 750	SS	976394	1	□
				POSTFORMING	0.7	3600 x 1200	SS	976414	1	□
				POSTFORMING	0.7	3600 x 1500	SS	976434	1	+
	Fox Teakwood	8907	CK	POSTFORMING	0.7	3600 x 1500	SS	992900	1	■
				POSTFORMING	0.7	3600 x 750	SS	985307	1	□
			NT	POSTFORMING	0.7	3600 x 1200	SS	984642	1	□
	French Cream	8542	NT	POSTFORMING	0.7	3600 x 1500	SS	985491	1	+
				POSTFORMING	0.7	3600 x 750	SS	985270	1	■
				POSTFORMING	0.7	3600 x 1200	SS	985154	1	□
	French Navy	8541	AM	NON POSTFORMING	0.7	3600 x 1500	SS	991356	1	□
				POSTFORMING	0.7	3600 x 750	SS	985271	1	□
			NT	POSTFORMING	0.7	3600 x 1200	SS	985155	1	+
				POSTFORMING	0.7	3600 x 1500	SS	985455	1	+

LAMINEX
FORMICA
SURROUND BY LAMINEX
FUSION
TRADE ESSENTIALS
HI-MACS
ESSASTONE

FINISHES LEGEND: AG AbsoluteGloss AM AbsoluteMatte CB Carbide CK Chalk DG DiamondGloss F Flint G Gloss M Metallic NT Natural NU Nuance PG Puregrain PL Plex PZ Paper RP Ripple S Satin SK Silk TL Tile

Cut to Size options also available — see page 69. Stocking in line with parent product size.





STOCK AVAILABILITY + STOCKED IN EVERY STATE □ EX. SYDNEY AND MELBOURNE WITH SELECT ITEMS ALSO STOCKED IN OTHER DC'S ■ EX. MELBOURNE + MADE TO ORDER

TYPE	COLOUR DESCRIPTION	COLOUR CODE	FINISH CODE	SUBSTRATE	THICKNESS (MM)	SHEET SIZE (MM)	FACE	PROD CODE	PACK SIZE	STOCKED IN	
LAMINEX LAMINATE (HPL)	Fresh Snow	295	DG	POSTFORMING	0.7	3595 x 1395	SS	986073	1	□	
			NT	POSTFORMING	0.7	3600 x 750	SS	989059	1	+	
				POSTFORMING	0.7	3600 x 1200	SS	985132	1	+	
				POSTFORMING	0.7	3600 x 1500	SS	989058	1	□	
	Fresh Spring	216	NT	POSTFORMING	0.7	3600 x 750	SS	868294	1	■	
				POSTFORMING	0.7	3600 x 1200	SS	862000	1	□	
	Ghostgum	086	NT	POSTFORMING	0.7	3600 x 1500	SS	869782	1	+	
				DG	POSTFORMING	0.7	3595 x 1395	SS	985597	1	□
				POSTFORMING	0.7	3600 x 750	SS	976392	1	+	
	0.7	3600 x 1200	SS		976412	1	+				
	Golden Wattle	1033	NT	POSTFORMING	0.7	3600 x 1500	SS	976432	1	□	
				POSTFORMING	0.7	3600 x 750	SS	400982	1	+	
				POSTFORMING	0.7	3600 x 1200	SS	400991	1	+	
	Green Slate	8793	AM	NON POSTFORMING	0.7	3600 x 1500	SS	407454	1	□	
				POSTFORMING	0.7	3600 x 750	SS	991357	1	□	
					0.7	3600 x 1200	SS	985272	1	□	
	Greige Textile	076	NT	POSTFORMING	0.7	3600 x 1500	SS	985156	1	+	
				POSTFORMING	0.7	3600 x 750	SS	985456	1	+	
				POSTFORMING	0.7	3600 x 1200	SS	985456	1	+	
	Greyed Woodland	1039	CK	POSTFORMING	0.7	3600 x 750	SS	976380	1	■	
				POSTFORMING	0.7	3600 x 1500	SS	976400	1	□	
					0.7	3600 x 1200	SS	976420	1	+	
	Greystone	772	NT	POSTFORMING	0.7	3600 x 1500	SS	400999	1	+	
				POSTFORMING	0.7	3600 x 750	SS	400983	1	+	
				POSTFORMING	0.7	3600 x 1200	SS	400992	1	+	
	Grigio Grafite	088	DG	POSTFORMING	0.7	3600 x 1500	SS	407455	1	□	
				POSTFORMING	0.7	3600 x 750	SS	915842	1	□	
					0.7	3600 x 1200	SS	915844	1	□	
Gunmetal	326	NT	POSTFORMING	0.7	3600 x 1500	SS	915846	1	■		
			POSTFORMING	0.7	3595 x 1395	SS	976453	1	□		
				0.7	3600 x 750	SS	976381	1	+		
Honey Elm	069	CK	POSTFORMING	0.7	3600 x 1200	SS	976401	1	□		
			POSTFORMING	0.7	3600 x 1500	SS	976421	1	■		
				0.7	3600 x 750	SS	915330	1	□		
Laminex Laminate (HPL)	Fresh Snow	295	NT	POSTFORMING	0.7	3600 x 1200	SS	915332	1	□	
				POSTFORMING	0.7	3600 x 1500	SS	915335	1	+	
				POSTFORMING	0.7	3600 x 750	SS	992901	1	□	
Laminex Laminate (HPL)	Fresh Spring	216	NT	POSTFORMING	0.7	3600 x 1200	SS	976383	1	□	
				POSTFORMING	0.7	3600 x 1500	SS	976403	1	□	
				POSTFORMING	0.7	3600 x 750	SS	976423	1	■	

TYPE	COLOUR DESCRIPTION	COLOUR CODE	FINISH CODE	SUBSTRATE	THICKNESS (MM)	SHEET SIZE (MM)	FACE	PROD CODE	PACK SIZE	STOCKED IN
LAMINEX LAMINATE (HPL)	Hushed Pine	159	NT	POSTFORMING	0.7	3600 x 750	SS	994014	1	■
				POSTFORMING	0.7	3600 x 1200	SS	994031	1	□
				POSTFORMING	0.7	3600 x 1500	SS	994048	1	+
	Infinity	044	NT	POSTFORMING	0.7	3600 x 750	SS	960917	1	■
				POSTFORMING	0.7	3600 x 1200	SS	960935	1	□
				POSTFORMING	0.7	3600 x 1500	SS	960953	1	+
	Jarrah Legno	143	CK	POSTFORMING	0.7	3600 x 1500	SS	992902	1	■
				POSTFORMING	0.7	3600 x 750	SS	985308	1	□
					0.7	3600 x 1200	SS	984643	1	□
	Jericho	039	NT	POSTFORMING	0.7	3600 x 1500	SS	985492	1	+
				POSTFORMING	0.7	3600 x 750	SS	960929	1	■
				POSTFORMING	0.7	3600 x 1200	SS	960947	1	■
	Jordan Stone	182	NT	POSTFORMING	0.7	3600 x 1500	SS	960965	1	+
				POSTFORMING	0.7	3600 x 750	SS	993240	1	□
				POSTFORMING	0.7	3600 x 1200	SS	941778	1	+
	Juicy	015	NT	POSTFORMING	0.7	3600 x 750	SS	941802	1	□
				POSTFORMING	0.7	3600 x 1500	SS	941826	1	■
				POSTFORMING	0.7	3600 x 1200	SS	941803	1	+
	Just Blue	8821	NT	POSTFORMING	0.7	3600 x 750	SS	985273	1	■
				POSTFORMING	0.7	3600 x 1200	SS	984626	1	■
				POSTFORMING	0.7	3600 x 1500	SS	985457	1	+
	Just Lilac	2582	NT	POSTFORMING	0.7	3600 x 750	SS	985274	1	■
				POSTFORMING	0.7	3600 x 1200	SS	984629	1	■
				POSTFORMING	0.7	3600 x 1500	SS	985458	1	+
	Kalamata	160	AM	NON POSTFORMING	0.7	3600 x 1500	SS	401002	1	+
				POSTFORMING	0.7	3600 x 750	SS	994015	1	■
					0.7	3600 x 1200	SS	994032	1	□
	Kashmir Granite	220	NT	POSTFORMING	0.7	3600 x 1500	SS	994049	1	+
				POSTFORMING	0.7	3600 x 750	SS	846963	1	+
				POSTFORMING	0.7	3600 x 1200	SS	846962	1	□
	Lava Grey	8538	NT	POSTFORMING	0.7	3600 x 1500	SS	850316	1	■
				POSTFORMING	0.7	3600 x 750	SS	985276	1	□
POSTFORMING				0.7	3600 x 1200	SS	984628	1	□	
Licorice Linea	279	NT	POSTFORMING	0.7	3600 x 1500	SS	985460	1	+	
			POSTFORMING	0.7	3600 x 750	SS	868286	1	■	
			POSTFORMING	0.7	3600 x 1200	SS	868265	1	□	
Limed Concrete	8534	DG	POSTFORMING	0.7	3595 x 1395	SS	869784	1	+	
			POSTFORMING	0.7	3600 x 750	SS	985602	1	□	
Laminex Laminate (HPL)	Fresh Snow	295	NT	POSTFORMING	0.7	3600 x 1200	SS	985293	1	+
				POSTFORMING	0.7	3600 x 1500	SS	985293	1	+

LAMINEX
 FORMICA
 SURROUND BY LAMINEX
 FUSION
 TRADE ESSENTIALS
 HI-MACS
 ESSASTONE

FINISHES LEGEND: AG AbsoluteGloss AM AbsoluteMatte CB Carbide CK Chalk DG DiamondGloss F Flint G Gloss M Metallic NT Natural NU Nuance PG Puregrain PL Plex PZ Paper RP Ripple S Satin SK Silk TL Tile

Cut to Size options also available — see page 69. Stocking in line with parent product size.



STOCK AVAILABILITY + STOCKED IN EVERY STATE ■ EX. SYDNEY AND MELBOURNE WITH SELECT ITEMS ALSO STOCKED IN OTHER DC'S ■ EX. MELBOURNE + MADE TO ORDER

TYPE	COLOUR DESCRIPTION	COLOUR CODE	FINISH CODE	SUBSTRATE	THICKNESS (MM)	SHEET SIZE (MM)	FACE	PROD CODE	PACK SIZE	STOCKED IN
LAMINEX LAMINATE (HPL)	Limed Concrete	8534	NT	POSTFORMING	0.7	3600 x 1200	SS	984639	1	■
				POSTFORMING	0.7	3600 x 1500	SS	985477	1	■
	Lustrous Elm	274	NT	POSTFORMING	0.7	3600 x 750	SS	868280	1	■
				POSTFORMING	0.7	3600 x 1200	SS	868260	1	+
				POSTFORMING	0.7	3600 x 1500	SS	871086	1	+
				POSTFORMING	0.7	3600 x 1500	SS	993244	1	■
	Luxe Elba TrueScale	3003	NT	POSTFORMING	0.7	3600 x 750	SS	401008	1	+
				POSTFORMING	0.7	3600 x 1200	SS	401013	1	+
				POSTFORMING	0.7	3600 x 1500	SS	401018	1	+
	Manhattan Concrete	637	NT	POSTFORMING	0.7	3600 x 750	SS	994028	1	+
				POSTFORMING	0.7	3600 x 1200	SS	994045	1	+
	Marmo Grigio TrueScale	3005	NT	POSTFORMING	0.7	3600 x 750	SS	401009	1	+
				POSTFORMING	0.7	3600 x 1200	SS	401014	1	+
				POSTFORMING	0.7	3600 x 1500	SS	401019	1	+
	Marmor Torino	629	NT	POSTFORMING	0.7	3600 x 750	SS	994021	1	■
				POSTFORMING	0.7	3600 x 1200	SS	994038	1	■
				POSTFORMING	0.7	3600 x 1500	SS	994055	1	+
	Matte Rose Gold	8545	M	NON POSTFORMING	1	2440 x 1220	SS	984649	1	■
	Milano Walnut	588	NT	POSTFORMING	0.7	3600 x 750	SS	780626	1	■
				POSTFORMING	0.7	3600 x 1200	SS	781527	1	■
	Milkwood	604	NT	POSTFORMING	0.7	3600 x 1500	SS	782307	1	+
				POSTFORMING	0.7	3600 x 750	SS	846955	1	■
				POSTFORMING	0.7	3600 x 1200	SS	846954	1	■
	Mirror Smoke	241	M	NON POSTFORMING	1	2440 x 1220	SS	877061	1	+
				POSTFORMING	0.7	3600 x 1500	SS	877061	1	+
	Moleskin	450	NT	NON POSTFORMING	1	2440 x 1220	SS	986326	1	+
				POSTFORMING	0.7	3600 x 750	SS	915592	1	■
				POSTFORMING	0.7	3600 x 1200	SS	915594	1	■
Moose	134	NT	POSTFORMING	0.7	3600 x 1500	SS	915596	1	+	
			POSTFORMING	0.7	3600 x 750	SS	941780	1	■	
			POSTFORMING	0.7	3600 x 1200	SS	941804	1	■	
Moroccan Clay	150	NT	POSTFORMING	0.7	3600 x 1500	SS	941828	1	■	
			POSTFORMING	0.7	3600 x 750	SS	993248	1	■	
			NON POSTFORMING	0.7	3600 x 1500	SS	993248	1	■	
Moose	134	AM	NON POSTFORMING	0.7	3600 x 1500	SS	401003	1	+	
			POSTFORMING	0.7	3600 x 750	SS	994013	1	■	
			POSTFORMING	0.7	3600 x 1200	SS	994030	1	■	
Moroccan Clay	150	NT	POSTFORMING	0.7	3600 x 1200	SS	994030	1	■	
			POSTFORMING	0.7	3600 x 1500	SS	994047	1	+	

TYPE	COLOUR DESCRIPTION	COLOUR CODE	FINISH CODE	SUBSTRATE	THICKNESS (MM)	SHEET SIZE (MM)	FACE	PROD CODE	PACK SIZE	STOCKED IN
LAMINEX LAMINATE (HPL)	Natural Ash	131	NT	POSTFORMING	0.7	3600 x 750	SS	985309	1	■
				POSTFORMING	0.7	3600 x 1200	SS	985134	1	■
				POSTFORMING	0.7	3600 x 1500	SS	985493	1	+
	Natural Quartz	228	NT	POSTFORMING	0.7	3600 x 750	SS	989055	1	+
				POSTFORMING	0.7	3600 x 1200	SS	985133	1	+
				POSTFORMING	0.7	3600 x 1500	SS	989054	1	■
	Natural Teak	8849	NT	POSTFORMING	0.7	3600 x 750	SS	985310	1	■
				POSTFORMING	0.7	3600 x 1200	SS	985175	1	■
				POSTFORMING	0.7	3600 x 1500	SS	985494	1	■
	Natural Walnut	068	CK	POSTFORMING	0.7	3600 x 1500	SS	992903	1	+
				POSTFORMING	0.7	3600 x 750	SS	976388	1	■
				POSTFORMING	0.7	3600 x 1200	SS	976408	1	+
	Neo Cloud	6314	NT	POSTFORMING	0.7	3600 x 1500	SS	976428	1	■
				POSTFORMING	0.7	3600 x 750	SS	985294	1	■
				POSTFORMING	0.7	3600 x 1200	SS	985163	1	■
	Nero Grafite	9485	NT	POSTFORMING	0.7	3600 x 1500	SS	985478	1	■
				POSTFORMING	0.7	3600 x 750	SS	985296	1	+
	New Antique White	204	NT	POSTFORMING	0.7	3600 x 1200	SS	985165	1	■
				POSTFORMING	0.7	3600 x 1500	SS	985480	1	■
	New Graphite	486	NT	POSTFORMING	0.7	3600 x 750	SS	915173	1	■
				POSTFORMING	0.7	3600 x 1200	SS	915175	1	■
				POSTFORMING	0.7	3600 x 1500	SS	915179	1	+
	Nocturne Oak	600	NT	POSTFORMING	0.7	3600 x 750	SS	915119	1	■
				POSTFORMING	0.7	3600 x 1200	SS	815118	1	■
				POSTFORMING	0.7	3600 x 1500	SS	839472	1	+
	Oiled Legno	152	CK	POSTFORMING	0.7	3600 x 750	SS	868283	1	■
				POSTFORMING	0.7	3600 x 1200	SS	862001	1	■
				POSTFORMING	0.7	3600 x 1500	SS	871087	1	+
	Olivine	161	NT	POSTFORMING	0.7	3600 x 750	SS	992904	1	+
				POSTFORMING	0.7	3600 x 1500	SS	985311	1	■
				POSTFORMING	0.7	3600 x 1200	SS	985176	1	■
	Otway	1035	AM	POSTFORMING	0.7	3600 x 1500	SS	985495	1	+
				POSTFORMING	0.7	3600 x 750	SS	994016	1	■
				POSTFORMING	0.7	3600 x 1200	SS	994033	1	■
	Olivine	161	NT	POSTFORMING	0.7	3600 x 1200	SS	994050	1	+
				POSTFORMING	0.7	3600 x 1500	SS	994050	1	+
Otway	1035	AM	NON POSTFORMING	0.7	3600 x 1500	SS	401004	1	+	
			POSTFORMING	0.7	3600 x 750	SS	400984	1	+	

LAMINEX
FORMICA
SURROUND BY LAMINEX
FUSION
TRADE ESSENTIALS
HI-MACS
ESSASTONE

FINISHES LEGEND: AG AbsoluteGloss AM AbsoluteMatte CB Carbide CK Chalk DG DiamondGloss F Flint G Gloss M Metallic NT Natural NU Nuance PG Puregrain PL Plex PZ Paper RP Ripple S Satin SK Silk TL Tile

Cut to Size options also available — see page 69. Stocking in line with parent product size.





STOCK AVAILABILITY + STOCKED IN EVERY STATE □ EX. SYDNEY AND MELBOURNE WITH SELECT ITEMS ALSO STOCKED IN OTHER DC'S ■ EX. MELBOURNE ✦ MADE TO ORDER

TYPE	COLOUR DESCRIPTION	COLOUR CODE	FINISH CODE	SUBSTRATE	THICKNESS (MM)	SHEET SIZE (MM)	FACE	PROD CODE	PACK SIZE	STOCKED IN
LAMINEX LAMINATE (HPL)	Otway	1035	NT	POSTFORMING	0.7	3600 x 1200	SS	400993	1	+
				POSTFORMING	0.7	3600 x 1500	SS	407456	1	□
	Oxidised Beamwood	9484	CK	POSTFORMING	0.7	3600 x 1500	SS	992905	1	□
				POSTFORMING	0.7	3600 x 750	SS	985312	1	□
				POSTFORMING	0.7	3600 x 1200	SS	985177	1	□
				POSTFORMING	0.7	3600 x 1500	SS	985496	1	✦
	Oyster Grey	327	AM	NON POSTFORMING	0.7	3600 x 1500	SS	991351	1	□
				POSTFORMING	0.7	3595 x 1395	SS	985598	1	□
			NT	POSTFORMING	0.7	3600 x 750	SS	915341	1	+
				POSTFORMING	0.7	3600 x 1200	SS	915344	1	+
	Oyster Linea	289	NT	POSTFORMING	0.7	3600 x 750	SS	868287	1	□
				POSTFORMING	0.7	3600 x 1200	SS	868266	1	□
				POSTFORMING	0.7	3600 x 1500	SS	869781	1	✦
				POSTFORMING	0.7	3600 x 1500	SS	993256	1	■
	Pale Honey	190	NT	POSTFORMING	0.7	3600 x 750	SS	994017	1	■
				POSTFORMING	0.7	3600 x 1200	SS	994034	1	□
				POSTFORMING	0.7	3600 x 1500	SS	994051	1	✦
	Paper Bark	449	AM	NON POSTFORMING	0.7	3600 x 1500	SS	401005	1	+
				POSTFORMING	0.7	3600 x 750	SS	915580	1	□
				POSTFORMING	0.7	3600 x 1200	SS	915582	1	□
Parchment	202	NT	POSTFORMING	0.7	3600 x 1500	SS	915586	1	✦	
			POSTFORMING	0.7	3600 x 750	SS	915149	1	+	
			POSTFORMING	0.7	3600 x 1200	SS	915153	1	+	
			POSTFORMING	0.7	3600 x 1500	SS	915156	1	□	
Peacock	383	NT	POSTFORMING	0.7	3600 x 1500	SS	970023	1	■	
			POSTFORMING	0.7	3600 x 750	SS	781531	1	■	
			POSTFORMING	0.7	3600 x 1200	SS	780442	1	□	
Pearl Concrete	636	NT	POSTFORMING	0.7	3600 x 1500	SS	841071	1	✦	
			POSTFORMING	0.7	3600 x 750	SS	994022	1	□	
			POSTFORMING	0.7	3600 x 1200	SS	994039	1	□	
Pearl Grey	336	NT	POSTFORMING	0.7	3600 x 1500	SS	994056	1	✦	
			POSTFORMING	0.7	3600 x 750	SS	915376	1	□	
			POSTFORMING	0.7	3600 x 1200	SS	915378	1	□	
Peruvian Clay	388	NT	POSTFORMING	0.7	3600 x 1500	SS	915380	1	✦	
			POSTFORMING	0.7	3600 x 750	SS	868762	1	□	
			POSTFORMING	0.7	3600 x 1200	SS	868761	1	□	
				POSTFORMING	0.7	3600 x 1500	SS	871089	1	✦

TYPE	COLOUR DESCRIPTION	COLOUR CODE	FINISH CODE	SUBSTRATE	THICKNESS (MM)	SHEET SIZE (MM)	FACE	PROD CODE	PACK SIZE	STOCKED IN
LAMINEX LAMINATE (HPL)	Pewter	329	AM	NON POSTFORMING	0.7	3600 x 1500	SS	991352	1	■
				POSTFORMING	0.7	3600 x 750	SS	915364	1	□
				POSTFORMING	0.7	3600 x 1200	SS	915366	1	□
	Pietra Cloud	628	NT	POSTFORMING	0.7	3600 x 1500	SS	915368	1	✦
				POSTFORMING	0.7	3600 x 750	SS	994026	1	□
				POSTFORMING	0.7	3600 x 1200	SS	994043	1	□
	Pillarbox	438	NT	POSTFORMING	0.7	3600 x 1500	SS	994060	1	✦
				POSTFORMING	0.7	3600 x 750	SS	780684	1	□
				POSTFORMING	0.7	3600 x 1200	SS	780685	1	□
	Planked Urban Oak	9312	CK	POSTFORMING	0.7	3600 x 1500	SS	875407	1	✦
				POSTFORMING	0.7	3600 x 750	SS	992906	1	+
				POSTFORMING	0.7	3600 x 1200	SS	985313	1	+
	Platinum Micro	793	NT	POSTFORMING	0.7	3600 x 1500	SS	984644	1	+
				POSTFORMING	0.7	3600 x 750	SS	985497	1	□
				POSTFORMING	0.7	3600 x 1200	SS	985497	1	□
	Plex Argent	091	M	NON POSTFORMING	0.7	3600 x 750	SS	915852	1	□
				POSTFORMING	0.7	3600 x 1200	SS	915855	1	□
				POSTFORMING	0.7	3600 x 1500	SS	915859	1	□
	Plex Cupro	6425	M	NON POSTFORMING	1	2440 x 1220	SS	986327	1	□
				NON POSTFORMING	1	2440 x 1220	SS	984650	1	■
NON POSTFORMING				1	2440 x 1220	SS	986328	1	□	
Plex Graphite	093	M	NON POSTFORMING	0.7	3600 x 1500	SS	991350	1	□	
			POSTFORMING	0.7	3595 x 1395	SS	882650	1	+	
			POSTFORMING	0.7	3600 x 750	SS	915186	1	+	
Polar White	205	NT	POSTFORMING	0.7	3600 x 1200	SS	915188	1	+	
			POSTFORMING	0.7	3600 x 1500	SS	915192	1	□	
			POSTFORMING	0.7	3600 x 750	SS	915186	1	+	
			POSTFORMING	0.7	3600 x 1500	SS	970025	1	□	
Porcelain Blush	149	NT	POSTFORMING	0.7	3600 x 1500	SS	994012	1	■	
			POSTFORMING	0.7	3600 x 1200	SS	994029	1	□	
			POSTFORMING	0.7	3600 x 1500	SS	994046	1	✦	
Portsea	1031	NT	POSTFORMING	0.7	3600 x 750	SS	400986	1	+	
			POSTFORMING	0.7	3600 x 1200	SS	400995	1	+	
			POSTFORMING	0.7	3600 x 1500	SS	407457	1	□	
Possum	5343	NT	POSTFORMING	0.7	3600 x 750	SS	985277	1	□	
			POSTFORMING	0.7	3600 x 1200	SS	984630	1	□	
			POSTFORMING	0.7	3600 x 1500	SS	985461	1	✦	
Premio Carrara TrueScale	3002	NT	POSTFORMING	0.7	3600 x 750	SS	401011	1	+	
			POSTFORMING	0.7	3600 x 1200	SS	401016	1	+	
			POSTFORMING	0.7	3600 x 1500	SS	401021	1	+	

LAMINEX
FORMICA
SURROUND BY LAMINEX
FUSION
TRADE ESSENTIALS
HI-MACS
ESSASTONE

FINISHES LEGEND: AG AbsoluteGloss AM AbsoluteMatte CB Carbide CK Chalk DG DiamondGloss F Flint G Gloss M Metallic NT Natural NU Nuance PG Puregrain PL Plex PZ Paper RP Ripple S Satin SK Silk TL Tile

Cut to Size options also available — see page 69. Stocking in line with parent product size.





STOCK AVAILABILITY + STOCKED IN EVERY STATE ■ EX. SYDNEY AND MELBOURNE WITH SELECT ITEMS ALSO STOCKED IN OTHER DC'S ■ EX. MELBOURNE + MADE TO ORDER

TYPE	COLOUR DESCRIPTION	COLOUR CODE	FINISH CODE	SUBSTRATE	THICKNESS (MM)	SHEET SIZE (MM)	FACE	PROD CODE	PACK SIZE	STOCKED IN
LAMINEX LAMINATE (HPL)	Pumice	322	NT	POSTFORMING	0.7	3600 x 750	SS	905775	1	■
				POSTFORMING	0.7	3600 x 1200	SS	905799	1	■
				POSTFORMING	0.7	3600 x 1500	SS	905823	1	+
	Pure Mineralstone II	8540	DG	POSTFORMING	0.7	3595 x 1395	SS	984192	1	+span>
				POSTFORMING	0.7	3600 x 750	SS	985640	1	+span>
				POSTFORMING	0.7	3600 x 1200	SS	985605	1	+span>
	Raw Birchply	8910	NT	POSTFORMING	0.7	3600 x 1500	SS	984193	1	+span>
				POSTFORMING	0.7	3600 x 750	SS	992907	1	■
				POSTFORMING	0.7	3600 x 1200	SS	985314	1	■
	Raw Cotton	141	NT	POSTFORMING	0.7	3600 x 1500	SS	984595	1	+span>
				POSTFORMING	0.7	3600 x 750	SS	985498	1	+
				POSTFORMING	0.7	3600 x 1200	SS	985278	1	■
	Raw Nickel	8535	DG	POSTFORMING	0.7	3600 x 1500	SS	985157	1	■
				POSTFORMING	0.7	3600 x 750	SS	985462	1	+
				POSTFORMING	0.7	3600 x 1200	SS	985603	1	■
	Raw Zinc	8536	NT	POSTFORMING	0.7	3595 x 1395	SS	985297	1	■
				POSTFORMING	0.7	3600 x 750	SS	984640	1	■
				POSTFORMING	0.7	3600 x 1500	SS	985481	1	■
	Reclaimed Denim Fibre	9271	PL	POSTFORMING	0.7	3600 x 1200	SS	985604	1	■
				POSTFORMING	0.7	3600 x 750	SS	985298	1	+span>
				POSTFORMING	0.7	3600 x 1500	SS	984641	1	+span>
	Rock Maple	577	NT	POSTFORMING	0.7	3600 x 1200	SS	985482	1	■
				POSTFORMING	0.7	3600 x 750	SS	985741	1	■
				POSTFORMING	0.7	3600 x 1500	SS	716959	1	■
	Rural Oak	077	CK	POSTFORMING	0.7	3600 x 750	SS	716958	1	■
				POSTFORMING	0.7	3600 x 1200	SS	741603	1	+
				POSTFORMING	0.7	3600 x 1500	SS	992908	1	■
	Salvage Planked Elm	9480	NT	POSTFORMING	0.7	3600 x 750	SS	976390	1	+span>
POSTFORMING				0.7	3600 x 1200	SS	976410	1	+span>	
POSTFORMING				0.7	3600 x 1500	SS	976430	1	■	
Sand Pebble	559	NT	POSTFORMING	0.7	3600 x 750	SS	992909	1	■	
			POSTFORMING	0.7	3600 x 1200	SS	985315	1	■	
			POSTFORMING	0.7	3600 x 1500	SS	985179	1	■	

TYPE	COLOUR DESCRIPTION	COLOUR CODE	FINISH CODE	SUBSTRATE	THICKNESS (MM)	SHEET SIZE (MM)	FACE	PROD CODE	PACK SIZE	STOCKED IN
LAMINEX LAMINATE (HPL)	Sarsen Grey	320	NT	POSTFORMING	0.7	3600 x 750	SS	915307	1	■
				POSTFORMING	0.7	3600 x 1200	SS	915309	1	■
				POSTFORMING	0.7	3600 x 1500	SS	915312	1	+
	Satin Smoke	249	M	NON POSTFORMING	1	2440 x 1220	SS	988234	1	■
				NON POSTFORMING	1	3000 x 1220	SS	986329	1	■
	Seasoned Oak	458	CK	POSTFORMING	0.7	3600 x 1500	SS	992910	1	■
				POSTFORMING	0.7	3600 x 750	SS	905776	1	■
				POSTFORMING	0.7	3600 x 1200	SS	905800	1	+span>
	Seed	5344	NT	POSTFORMING	0.7	3600 x 1500	SS	905824	1	+
				POSTFORMING	0.7	3600 x 750	SS	985279	1	■
				POSTFORMING	0.7	3600 x 1200	SS	984631	1	■
	Select Beech	612	NT	POSTFORMING	0.7	3600 x 1500	SS	985463	1	+
				POSTFORMING	0.7	3600 x 750	SS	710465	1	■
				POSTFORMING	0.7	3600 x 1200	SS	710463	1	■
	Shou Sugi	635	CK	POSTFORMING	0.7	3600 x 1500	SS	710469	1	+
				POSTFORMING	0.7	3600 x 750	SS	994010	1	■
				POSTFORMING	0.7	3600 x 1200	SS	994019	1	■
	Silver Ash	589	NT	POSTFORMING	0.7	3600 x 1500	SS	994036	1	+
				POSTFORMING	0.7	3600 x 750	SS	994053	1	+
				POSTFORMING	0.7	3600 x 1200	SS	780719	1	■
	Silver Grey	324	NT	POSTFORMING	0.7	3600 x 1500	SS	781535	1	■
				POSTFORMING	0.7	3600 x 750	SS	781792	1	+
				POSTFORMING	0.7	3600 x 1200	SS	915318	1	■
	Smoked Birchply	8912	CK	POSTFORMING	0.7	3600 x 1500	SS	915320	1	■
				POSTFORMING	0.7	3600 x 750	SS	915323	1	+
				POSTFORMING	0.7	3600 x 1200	SS	992912	1	■
	Smoky Sapelle	480	NT	POSTFORMING	0.7	3600 x 1500	SS	985317	1	■
				POSTFORMING	0.7	3600 x 750	SS	984596	1	■
POSTFORMING				0.7	3600 x 1200	SS	985501	1	+	
Spinifex	8539	AM	POSTFORMING	0.7	3600 x 1500	SS	905778	1	■	
			POSTFORMING	0.7	3600 x 750	SS	905802	1	■	
			POSTFORMING	0.7	3600 x 1200	SS	905826	1	+	
Spinifex	8539	NT	POSTFORMING	0.7	3600 x 1500	SS	993268	1	■	
			NON POSTFORMING	0.7	3600 x 1500	SS	401006	1	+span>	
			POSTFORMING	0.7	3600 x 750	SS	985280	1	■	

LAMINEX
FORMICA
SURROUND BY LAMINEX
FUSION
TRADE ESSENTIALS
HI-MACS
ESSASTONE

FINISHES LEGEND: AG AbsoluteGloss AM AbsoluteMatte CB Carbide CK Chalk DG DiamondGloss F Flint G Gloss M Metallic NT Natural NU Nuance PG Puregrain PL Plex PZ Paper RP Ripple S Satin SK Silk TL Tile

Cut to Size options also available — see page 69. Stocking in line with parent product size.



STOCK AVAILABILITY + STOCKED IN EVERY STATE □ EX. SYDNEY AND MELBOURNE WITH SELECT ITEMS ALSO STOCKED IN OTHER DC'S ■ EX. MELBOURNE ✦ MADE TO ORDER

TYPE	COLOUR DESCRIPTION	COLOUR CODE	FINISH CODE	SUBSTRATE	THICKNESS (MM)	SHEET SIZE (MM)	FACE	PROD CODE	PACK SIZE	STOCKED IN
LAMINEX LAMINATE (HPL)	Steel Blue	305	NT	POSTFORMING	0.7	3600 x 750	SS	915258	1	□
				POSTFORMING	0.7	3600 x 1200	SS	915260	1	□
				POSTFORMING	0.7	3600 x 1500	SS	915262	1	✦
	Stipple Seal	726	NT	POSTFORMING	0.7	3600 x 750	SS	780735	1	□
				POSTFORMING	0.7	3600 x 1200	SS	780736	1	□
				POSTFORMING	0.7	3600 x 1500	SS	781793	1	✦
	Stipple Smoke	030	NT	POSTFORMING	0.7	3600 x 750	SS	960914	1	□
				POSTFORMING	0.7	3600 x 1200	SS	960932	1	■
				POSTFORMING	0.7	3600 x 1500	SS	960950	1	■
	Stormcloud	140	AM	NON POSTFORMING	0.7	3600 x 1500	SS	991348	1	□
				POSTFORMING	0.7	3600 x 750	SS	985281	1	□
			NT	POSTFORMING	0.7	3600 x 1200	SS	984633	1	+
	Sublime Teak	288	CK	POSTFORMING	0.7	3600 x 1500	SS	992913	1	+
				POSTFORMING	0.7	3600 x 750	SS	868281	1	+
			NT	POSTFORMING	0.7	3600 x 1200	SS	868261	1	+
	Super White	052	DG	POSTFORMING	0.7	3595 x 1395	SS	985599	1	■
				POSTFORMING	0.7	3600 x 750	SS	976396	1	□
			NT	POSTFORMING	0.7	3600 x 1200	SS	976416	1	□
	Surf	7923	AM	NON POSTFORMING	0.7	3600 x 1500	SS	991355	1	□
				POSTFORMING	0.7	3600 x 750	SS	985282	1	□
			NT	POSTFORMING	0.7	3600 x 1200	SS	984634	1	□
	Terrazzino Perlatto	633	NT	POSTFORMING	0.7	3600 x 750	SS	994023	1	+
				POSTFORMING	0.7	3600 x 1200	SS	994040	1	□
				POSTFORMING	0.7	3600 x 1500	SS	994057	1	✦
	Terril	2297	AM	NON POSTFORMING	0.7	3600 x 1500	SS	991354	1	+
				POSTFORMING	0.7	3600 x 750	SS	985283	1	□
			NT	POSTFORMING	0.7	3600 x 1200	SS	985158	1	+
	Tinted Paper Terrazzo	8812	PZ	NON POSTFORMING	0.7	3600 x 1500	SS	985739	1	□
				POSTFORMING	0.7	3600 x 750	SS	976395	1	□
				POSTFORMING	0.7	3600 x 1200	SS	976415	1	□
Tonal Paper Terrazzo	8813	PZ	NON POSTFORMING	0.7	3600 x 1500	SS	985740	1	■	
			POSTFORMING	0.7	3600 x 750	SS	976395	1	□	
			POSTFORMING	0.7	3600 x 1200	SS	976415	1	□	
Tornado	081	NT	POSTFORMING	0.7	3600 x 750	SS	976395	1	□	
			POSTFORMING	0.7	3600 x 1200	SS	976415	1	□	
			POSTFORMING	0.7	3600 x 1500	SS	976435	1	✦	

TYPE	COLOUR DESCRIPTION	COLOUR CODE	FINISH CODE	SUBSTRATE	THICKNESS (MM)	SHEET SIZE (MM)	FACE	PROD CODE	PACK SIZE	STOCKED IN
LAMINEX LAMINATE (HPL)	Tumbled Terrazzo	641	NT	POSTFORMING	0.7	3600 x 750	SS	994027	1	□
				POSTFORMING	0.7	3600 x 1200	SS	994044	1	□
				POSTFORMING	0.7	3600 x 1500	SS	994061	1	✦
	Urban Pezzato	8532	NT	POSTFORMING	0.7	3600 x 750	SS	985299	1	□
				POSTFORMING	0.7	3600 x 1200	SS	985166	1	□
				POSTFORMING	0.7	3600 x 1500	SS	985483	1	✦
	Washboard	027	NT	POSTFORMING	0.7	3600 x 750	SS	960927	1	■
				POSTFORMING	0.7	3600 x 1200	SS	960945	1	■
				POSTFORMING	0.7	3600 x 1500	SS	960963	1	✦
	Waxed Maple	8905	NT	POSTFORMING	0.7	3600 x 750	SS	985318	1	■
				POSTFORMING	0.7	3600 x 1200	SS	985182	1	□
				POSTFORMING	0.7	3600 x 1500	SS	985502	1	✦
	Weathered Ash	8842	CK	POSTFORMING	0.7	3600 x 1500	SS	992914	1	■
				POSTFORMING	0.7	3600 x 750	SS	985319	1	■
			NT	POSTFORMING	0.7	3600 x 1200	SS	985183	1	■
	Weathered Ply	1037	CK	POSTFORMING	0.7	3600 x 1500	SS	401000	1	+
				POSTFORMING	0.7	3600 x 750	SS	400987	1	+
			NT	POSTFORMING	0.7	3600 x 1200	SS	400996	1	+
	White	200	AM	NON POSTFORMING	0.7	3600 x 1500	SS	991349	1	+
				POSTFORMING	0.7	3595 x 1395	SS	940108	1	+
			NT	POSTFORMING	0.7	3600 x 750	SS	915103	1	+
	White Linen	8523	NT	POSTFORMING	0.7	3600 x 1200	SS	915133	1	+
				POSTFORMING	0.7	3600 x 1500	SS	915139	1	+
				POSTFORMING	0.7	3600 x 750	SS	970030	1	■
	White Painted Wood	8902	NT	POSTFORMING	0.7	3600 x 1500	SS	985284	1	□
				POSTFORMING	0.7	3600 x 1200	SS	984635	1	+
				POSTFORMING	0.7	3600 x 1500	SS	985468	1	✦
	White Textile	074	NT	POSTFORMING	0.7	3600 x 750	SS	985320	1	□
				POSTFORMING	0.7	3600 x 1200	SS	985184	1	■
				POSTFORMING	0.7	3600 x 1500	SS	985504	1	✦
White Valencia	742	DG	POSTFORMING	0.7	3600 x 750	SS	976378	1	□	
			POSTFORMING	0.7	3600 x 1200	SS	976398	1	□	
		NT	POSTFORMING	0.7	3600 x 1500	SS	976418	1	✦	

LAMINEX
FORMICA
SURROUND BY LAMINEX
FUSION
TRADE ESSENTIALS
HI-MACS
ESSASTONE

FINISHES LEGEND: AG AbsoluteGloss AM AbsoluteMatte CB Carbide CK Chalk DG DiamondGloss F Flint G Gloss M Metallic NT Natural NU Nuance PG Puregrain PL Plex PZ Paper RP Ripple S Satin SK Silk TL Tile

Cut to Size options also available — see page 69. Stocking in line with parent product size.





STOCK AVAILABILITY + STOCKED IN EVERY STATE □ EX. SYDNEY AND MELBOURNE WITH SELECT ITEMS ALSO STOCKED IN OTHER DC'S ■ EX. MELBOURNE ✦ MADE TO ORDER

TYPE	COLOUR DESCRIPTION	COLOUR CODE	FINISH CODE	SUBSTRATE	THICKNESS (MM)	SHEET SIZE (MM)	FACE	PROD CODE	PACK SIZE	STOCKED IN	
LAMINEX LAMINATE (HPL)	White Valencia	742	NT	POSTFORMING	0.7	3600 x 1200	SS	915772	1	✦	
				POSTFORMING	0.7	3600 x 1500	SS	915774	1	□	
	Whitewashed Oak	041	NT	CK	POSTFORMING	0.7	3600 x 1500	SS	992915	1	□
				POSTFORMING	0.7	3600 x 750	SS	960931	1	□	
				POSTFORMING	0.7	3600 x 1200	SS	960949	1	□	
				POSTFORMING	0.7	3600 x 1500	SS	960967	1	✦	
	Winter Sky	8792	NT	POSTFORMING	0.7	3600 x 750	SS	985285	1	□	
				POSTFORMING	0.7	3600 x 1200	SS	984636	1	✦	
				POSTFORMING	0.7	3600 x 1500	SS	985469	1	✦	
	Young Beech	630	NT	POSTFORMING	0.7	3600 x 750	SS	710454	1	□	
				POSTFORMING	0.7	3600 x 1200	SS	710452	1	□	
				POSTFORMING	0.7	3600 x 1500	SS	710457	1	✦	
	Zincworks	869	NT	POSTFORMING	0.7	3600 x 750	SS	786175	1	□	
				POSTFORMING	0.7	3600 x 1200	SS	784442	1	□	
				POSTFORMING	0.7	3600 x 1500	SS	841811	1	✦	

LAMINEX

FORMICA

SURROUND
BY LAMINEX

FUSION

TRADE
ESSENTIALS

HI-MACS

ESSASTONE



Laminate HPL Cut to Size Options Available

PARENT PRODUCT SIZE (MM)	2440x1220	3595x1395			3600x1200		3600x1500		
FINISHES	M	All			All		AM, CK, PL, PZ, NU		
CUT SHEET SIZES AVAILABLE (MM)	2400 x 300	1795 x 1395	1795 x 695	3595 x 695	1800 x 1200	3600 x 600	1800 x 1500	1800 x 750	3600 x 750

FINISHES LEGEND: **AG** AbsoluteGloss **AM** AbsoluteMatte **CB** Carbide **CK** Chalk **DG** DiamondGloss **F** Flint **G** Gloss **M** Metallic **NT** Natural **NU** Nuance **PG** Puregrain **PL** Plex **PZ** Paper **RP** Ripple **S** Satin **SK** Silk **TL** Tile

Stocking in line with parent product size.



STOCK AVAILABILITY + STOCKED IN EVERY STATE - EX. SYDNEY AND MELBOURNE WITH SELECT ITEMS ALSO STOCKED IN OTHER DC'S ■ EX. MELBOURNE ✦ MADE TO ORDER

TYPE	COLOUR DESCRIPTION	COLOUR CODE	FINISH CODE	THICKNESS (MM)	SHEET SIZE (MM)	FACE	PROD CODE	PACK SIZE	STOCKED IN	CUT TO SIZE*
MULTIPURPOSE	Aries	079	AM	13	3600 x 1500	DS	405321	6	✦	✓
			NT	18	3660 x 1830	DS	993522	6	✦	✓
			NT	13	3660 x 1830	DS	991790	12	+	✓
	Battalion	042	NT	18	3660 x 1830	DS	993523	6	■	✓
			NT	13	3660 x 1830	DS	991327	12	+	✓
	Black	460	AM	13	3600 x 1500	DS	405312	6	+	✓
			NT	18	3660 x 1830	DS	993334	6	✦	✓
			NT	13	3660 x 1830	DS	991326	12	+	✓
	Burnished Wood	602	NT	18	3660 x 1830	DS	993524	6	✦	✓
			NT	13	3660 x 1830	DS	992445	12	+	✓
			NU	13	3660 x 1830	DS	991716	12	■	✓
	Calacatta Majore TrueScale	3001	NT	18	3660 x 1830	DS	403456	6	✦	✓
			NT	13	3660 x 1830	DS	401029	12	+	✓
	Calm Oak	1036	NT	18	3660 x 1830	DS	407771	6	✦	✓
			NT	13	3660 x 1830	DS	407770	12	+	✓
	Charcoal	461	NT	18	3660 x 1830	DS	993525	6	✦	✓
			NT	13	3660 x 1830	DS	991319	12	+	✓
	Classic Oak	8537	NT	18	3660 x 1830	DS	993526	6	■	✓
			NT	13	3660 x 1830	DS	992446	12	+	✓
	Coastal Sunrise	1034	NT	18	3660 x 1830	DS	403462	6	✦	✓
			NT	13	3660 x 1830	DS	401022	12	+	✓
	Danish Walnut	643	NT	18	3660 x 1830	DS	405746	6	✦	✓
			NT	13	3660 x 1830	DS	405740	12	■	✓
	Elegant Oak	078	NT	18	3660 x 1830	DS	993527	6	✦	✓
			NT	13	3660 x 1830	DS	992448	12	+	✓
	Fossil	463	NT	18	3660 x 1830	DS	993528	6	✦	✓
			NT	13	3660 x 1830	DS	992449	12	+	✓
	Fox	080	NT	18	3660 x 1830	DS	993529	6	■	✓
			NT	13	3660 x 1830	DS	991788	12	+	✓
	Fox Teakwood	8907	NT	18	3660 x 1830	DS	993530	6	✦	✓
NT			13	3660 x 1830	DS	992450	12	■	✓	
French Navy	8541	AM	13	3600 x 1500	DS	405317	6	■	✓	
		NT	18	3660 x 1830	DS	405743	6	✦	✓	
		NT	13	3660 x 1830	DS	405737	12	■	✓	
Ghostgum	086	NT	18	3660 x 1830	DS	993531	6	✦	✓	
		NT	13	3660 x 1830	DS	992451	12	+	✓	

TYPE	COLOUR DESCRIPTION	COLOUR CODE	FINISH CODE	THICKNESS (MM)	SHEET SIZE (MM)	FACE	PROD CODE	PACK SIZE	STOCKED IN	CUT TO SIZE*
MULTIPURPOSE	Golden Wattle	1033	NT	18	3660 x 1830	DS	403461	6	✦	✓
			NT	13	3660 x 1830	DS	401023	12	+	✓
	Green Slate	8793	AM	13	3600 x 1500	DS	405324	6	✦	✓
	Greystone	772	NT	13	3660 x 1830	DS	992803	12	■	✓
	Kalamata	160	AM	13	3600 x 1500	DS	405318	6	✦	✓
	Lava Grey	8538	NT	18	3660 x 1830	DS	993534	6	✦	✓
			NT	13	3660 x 1830	DS	992454	12	+	✓
	Lustrous Elm	274	NT	18	3660 x 1830	DS	993536	6	✦	✓
			NT	13	3660 x 1830	DS	992456	12	+	✓
			NU	13	3660 x 1830	DS	991715	12	■	✓
	Luxe Elba TrueScale	3003	NT	18	3660 x 1830	DS	403458	6	✦	✓
			NT	13	3660 x 1830	DS	401030	12	+	✓
	Manhattan Concrete	637	NT	18	3660 x 1830	DS	403455	6	✦	✓
			NT	13	3660 x 1830	DS	403417	12	+	✓
	Marmo Grigio TrueScale	3005	NT	18	3660 x 1830	DS	403459	6	✦	✓
			NT	13	3660 x 1830	DS	401031	12	+	✓
	Moose	134	NT	18	3660 x 1830	DS	993540	6	✦	✓
			NT	13	3660 x 1830	DS	992460	12	+	✓
	Moroccan Clay	150	AM	13	3600 x 1500	DS	405319	6	✦	✓
			NT	18	3660 x 1830	DS	405744	6	✦	✓
	Natural Walnut	068	NT	18	3660 x 1830	DS	993541	6	✦	✓
			NT	13	3660 x 1830	DS	992461	12	+	✓
	New Graphite	486	NT	18	3660 x 1830	DS	993542	6	✦	✓
			NT	13	3660 x 1830	DS	991323	12	+	✓
	Olivine	161	NT	18	3660 x 1830	DS	403463	6	✦	✓
			NT	13	3660 x 1830	DS	401024	12	+	✓
	Otway	1035	AM	13	3600 x 1500	DS	405316	6	■	✓
			NT	18	3660 x 1830	DS	405741	6	✦	✓
	Oyster Grey	327	AM	13	3600 x 1500	DS	405314	6	■	✓
			NT	18	3660 x 1830	DS	993545	6	✦	✓
Oyster Linea	289	NT	13	3660 x 1830	DS	991321	12	+	✓	
		NT	18	3660 x 1830	DS	993546	6	✦	✓	
Paper Bark	449	AM	13	3600 x 1500	DS	405322	6	✦	✓	
Parchment	202	NT	18	3660 x 1830	DS	993547	6	✦	✓	
		NT	13	3660 x 1830	DS	991328	12	+	✓	

LAMINEX
FORMICA
SURROUND BY LAMINEX
FUSION
TRADE ESSENTIALS
HI-MACS
ESSASTONE

FINISHES LEGEND: AG AbsoluteGloss AM AbsoluteMatte CB Carbide CK Chalk DG DiamondGloss F Flint G Gloss M Metallic NT Natural NU Nuance PG Puregrain PL Plex PZ Paper RP Ripple S Satin SK Silk TL Tile

Cut to Size options also available — see page 69. Stocking in line with parent product size.



STOCK AVAILABILITY + STOCKED IN EVERY STATE ■ EX. SYDNEY AND MELBOURNE WITH SELECT ITEMS ALSO STOCKED IN OTHER DC'S ■ EX. MELBOURNE + MADE TO ORDER

TYPE	COLOUR DESCRIPTION	COLOUR CODE	FINISH CODE	THICKNESS (MM)	SHEET SIZE (MM)	FACE	PROD CODE	PACK SIZE	STOCKED IN	CUT TO SIZE*	
MULTIPURPOSE	Pewter	329	AM	13	3600 x 1500	DS	405327	6	+	✓	
	Pillarbox	438	NT	18	3660 x 1830	DS	993548	6	+		
				13	3660 x 1830	DS	992464	12	■	✓	
	Planked Urban Oak	9312	NT	18	3660 x 1830	DS	405745	6	+		
				13	3660 x 1830	DS	405739	12	■	✓	
	Polar White	205	AM	13	3600 x 1500	DS	405325	6	+	✓	
				NT	18	3660 x 1830	DS	993549	6	+	✓
					13	3660 x 1830	DS	991320	12	+	✓
	Portsea	1031	NT	18	3660 x 1830	DS	403460	6	+		
				13	3660 x 1830	DS	401026	12	+	✓	
	Premio Carrara TrueScale	3002	NT	18	3660 x 1830	DS	403457	6	+		
				13	3660 x 1830	DS	401033	12	+	✓	
	Raw Birchply	8910	CK	13	3660 x 1830	DS	991718	12	■	✓	
				NT	18	3660 x 1830	DS	993550	6	+	✓
					13	3660 x 1830	DS	992465	12	+	✓
	Rural Oak	077	NT	18	3660 x 1830	DS	403464	6	+		
				13	3660 x 1830	DS	401027	12	+	✓	
	Seasoned Oak	458	CK	13	3660 x 1830	DS	991717	12	■	✓	
				NT	18	3660 x 1830	DS	993551	6	+	✓
					13	3660 x 1830	DS	991325	12	+	✓
	Spinifex	8539	AM	13	3600 x 1500	DS	405320	6	+	✓	
				NT	18	3660 x 1830	DS	405742	6	+	
					13	3660 x 1830	DS	405736	12	■	✓
	Stormcloud	140	AM	13	3600 x 1500	DS	405323	6	+	✓	
	Sublime Teak	288	CK	13	3660 x 1830	DS	991719	12	■	✓	
				NT	18	3660 x 1830	DS	993552	6	+	✓
					13	3660 x 1830	DS	991324	12	+	✓
	Surf	7923	AM	13	3600 x 1500	DS	405326	6	+	✓	
				Terril	2297	AM	13	3600 x 1500	DS	405313	6
	NT	18	3660 x 1830				DS	403465	6	+	
13		3660 x 1830	DS				401028	12	+	✓	
Tornado	081	NT	18	3660 x 1830	DS	993553	6	+	✓		
			13	3660 x 1830	DS	991789	12	+	✓		
			White	200	AM	13	3600 x 1500	DS	405315	6	■
NT	18	3660 x 1830				DS	993554	6	■	✓	
	13	3660 x 1830				DS	992466	12	+	✓	
Zincworks	869	NT	18	3660 x 1830	DS	993555	6	+	✓		
			13	3660 x 1830	DS	991322	12	+	✓		

TYPE	COLOUR DESCRIPTION	COLOUR CODE	FINISH CODE	THICKNESS (MM)	SHEET SIZE (MM)	FACE	PROD CODE	PACK SIZE	STOCKED IN	CUT TO SIZE*
ALIRESCO	Black	460	CB	13	3600 x 1500	DS	403481	12	+	✓
	Burnished Wood	602	CB	13	3600 x 1500	DS	403488	12	■	✓
	Greystone	772	CB	13	3600 x 1500	DS	403491	12	■	✓
	Manhattan Concrete	637	CB	13	3600 x 1500	DS	403489	12	■	✓
	Oyster Grey	327	CB	13	3600 x 1500	DS	403483	12	+	✓
	Parchment	202	CB	13	3600 x 1500	DS	403482	12	+	✓
	Rural Oak	077	CB	13	3600 x 1500	DS	403485	12	■	✓
LAB	Terril	2297	CB	13	3600 x 1500	DS	403484	12	+	✓
				16	3600 x 1500	DS	403492	12	■	
	Black	460	CB	13	3600 x 1500	DS	403492	12	■	
				16	3600 x 1500	DS	403499	12	■	
	Greystone	772	CB	13	3600 x 1500	DS	403497	12	+	
				16	3600 x 1500	DS	403495	12	+	
	Oyster Grey	327	CB	13	3600 x 1500	DS	403495	12	+	
				16	3600 x 1500	DS	403502	12	+	
	Parchment	202	CB	13	3600 x 1500	DS	403494	12	+	
	Terril	2297	CB	13	3600 x 1500	DS	403496	12	■	
White	200	CB	13	3600 x 1500	DS	403493	12	+		
			16	3600 x 1500	DS	403500	12	+		
Zincworks	869	CB	13	3600 x 1500	DS	403498	12	■		

LAMINEX

FORMICA

SURROUND BY LAMINEX

FUSION

TRADE ESSENTIALS

HI-MACS

ESSASTONE



FINISHES LEGEND: AG AbsoluteGloss AM AbsoluteMatte CB Carbide CK Chalk DG DiamondGloss F Flint G Gloss M Metallic NT Natural NU Nuance PG Puregrain PL Plex PZ Paper RP Ripple S Satin SK Silk TL Tile

Cut to Size options also available — see page 69. Stocking in line with parent product size.



STOCK AVAILABILITY + STOCKED IN EVERY STATE □ EX. SYDNEY AND MELBOURNE WITH SELECT ITEMS ALSO STOCKED IN OTHER DC'S ■ EX. MELBOURNE + MADE TO ORDER

Chem Resistant

TYPE	COLOUR DESCRIPTION	COLOUR CODE	FINISH CODE	SUBSTRATE	THICKNESS (MM)	SHEET SIZE (MM)	FACE	PROD CODE	PACK SIZE	STOCKED IN
LAMINATE HPL	Greystone	772	NT	POSTFORMING	0.7	3600 x 1200	SS	403505	1	+
	New Antique White	204	NT	POSTFORMING	0.7	3600 x 1200	SS	915177	1	□
	Oyster Grey	327	NT	POSTFORMING	0.7	3600 x 1200	SS	915343	1	+
	Parchment	202	NT	POSTFORMING	0.7	3600 x 1200	SS	915154	1	□
	Polar White	205	NT	POSTFORMING	0.7	3600 x 1200	SS	970082	1	□
	Silver Grey	324	NT	POSTFORMING	0.7	3600 x 1200	SS	915322	1	□
	White	200	NT	POSTFORMING	0.7	3600 x 1200	SS	915137	1	+
	Zincworks	869	NT	POSTFORMING	0.7	3600 x 1200	SS	916070	1	□

Magnetic

TYPE	COLOUR DESCRIPTION	COLOUR CODE	FINISH CODE	SUBSTRATE	THICKNESS (MM)	SHEET SIZE (MM)	FACE	PROD CODE	PACK SIZE	STOCKED IN
LAMINATE HPL	Glossy White	9672	G	NON PF	1	2440 x 1220	SS	964596	1	+
				NON PF	1	3050 x 1220	SS	971410	1	□
DECORATED MDF	Glossy White	9672	G	MDF MR E0	18	2400 x 1200	DS	983381	20	+
				MDF MR E0	18	3000 x 1200	DS	983380	20	+

Metallic

TYPE	COLOUR DESCRIPTION	COLOUR CODE	FINISH CODE	SUBSTRATE	THICKNESS (MM)	SHEET SIZE (MM)	FACE	PROD CODE	PACK SIZE	STOCKED IN
LAMINATE HPL	Brushed Brass	6423	M	NON PF	1	2440 x 1220	SS	984652	1	+
	Brushed Bronze	508	M	NON PF	1	2440 x 1220	SS	986322	1	+
	Brushed Stainless Steel	957	M	NON PF	1	2440 x 1220	SS	986323	1	+
	Brushed Titanium	999	M	NON PF	1	2440 x 1220	SS	986324	1	+
	Copper Brush	8554	M	NON PF	1	2440 x 1220	SS	984648	1	□
	Matte Rose Gold	8545	M	NON PF	1	2440 x 1220	SS	984649	1	■
	Mirror Smoke	241	M	NON PF	1	2440 x 1220	SS	986326	1	+
	Plex Argent	091	M	NON PF	1	2440 x 1220	SS	986327	1	□
	Plex Cupro	6425	M	NON PF	1	2440 x 1220	SS	984650	1	■
	Plex Graphite	093	M	NON PF	1	2440 x 1220	SS	986328	1	□
	Satin Smoke	249	M	NON PF	1	2440 x 1220	SS	988234	1	□
				NON PF	1	3000 x 1220	SS	986329	1	□

Metaline Splashbacks

TYPE	COLOUR DESCRIPTION	COLOUR CODE	FINISH CODE	THICKNESS (MM)	SHEET SIZE (MM)	FACE	PROD CODE	PACK SIZE	STOCKED IN	CUT TO SIZE*
METALINE SPLASHBACKS	Argente Perle	AP4	G	4	3600 x 800	SS	993886	1	□	✓
				4	3600 x 1500	SS	993877	1	□	✓
	Autumn Perle	PI4	G	4	3600 x 800	SS	993887	1	□	✓
				4	3600 x 1500	SS	993878	1	+	✓
	Black Ice	BI3	G	4	3600 x 800	SS	993888	1	□	✓
				4	3600 x 1500	SS	993879	1	□	✓
	Diamond Ice	DI1	G	4	3600 x 800	SS	993889	1	+	✓
				4	3600 x 1500	SS	993880	1	+	✓
	Icicle	147	G	4	3600 x 800	SS	993890	1	□	✓
				4	3600 x 1500	SS	993881	1	□	✓
	Nimbus Metallic	B78	G	4	3600 x 800	SS	993891	1	□	✓
				4	3600 x 1500	SS	993882	1	□	✓
	Palladium Perle	PR5	G	4	3600 x 800	SS	993892	1	□	✓
				4	3600 x 1500	SS	993883	1	+	✓
	Silver Stream Perle	SM0	G	4	3600 x 800	SS	993893	1	□	✓
				4	3600 x 1500	SS	993884	1	□	✓
	Smoked Silver Perle	SI6	G	4	3600 x 800	SS	993894	1	□	✓
				4	3600 x 1500	SS	993885	1	□	✓

FINISHES LEGEND: AG AbsoluteGloss AM AbsoluteMatte CB Carbide CK Chalk DG DiamondGloss F Flint G Gloss M Metallic NT Natural NU Nuance PG Puregrain PL Plex PZ Paper RP Ripple S Satin SK Silk TL Tile

Cut to Size options also available — see page 69. Stocking in line with parent product size.

LAMINEX

FORMICA

SURROUND BY LAMINEX

FUSION

TRADE ESSENTIALS

HI-MACS

ESSASTONE





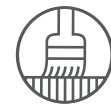
STOCK AVAILABILITY ✦ STOCKED IN EVERY STATE ■ EX. SYDNEY AND MELBOURNE WITH SELECT ITEMS ALSO STOCKED IN OTHER DC'S ■ EX. MELBOURNE ✦ MADE TO ORDER

Laminex® Profiled Cabinetry Sheets are a contemporary, design-led cabinetry solution to add texture and interest to any interior spaces. Featuring profiles designed to work with Surround by Laminex, the range is available in a premium, purpose-designed 21mm HD MDF substrate, ready to cut to size with low sanding required and paint in the colour of your choice.

RANGE	FACE	THICKNESS (MM)	SUBSTRATE	SHEET SIZE (MM)	COLOUR	FINISH CODE	PRODUCT CODE	PACK SIZE	STOCKED IN
CLASSIC VJ	CLASSIC VJ 50	21	MDF MR HD E0	2400 x 1200	Raw MR	Pre-Profiled	407865	20	✦
				3600 x 1200	Raw MR	Pre-Profiled	407866	20	✦
	CLASSIC VJ 100	21	MDF MR HD E0	2400 x 1200	Raw MR	Pre-Profiled	407867	20	✦
				3600 x 1200	Raw MR	Pre-Profiled	407868	20	✦
DEMI ROUND	DEMI ROUND 20	21	MDF MR HD E0	2400 x 1200	Raw MR	Pre-Profiled	407846	20	✦
				3600 x 1200	Raw MR	Pre-Profiled	407858	20	✦
	DEMI ROUND 40	21	MDF MR HD E0	2400 x 1200	Raw MR	Pre-Profiled	407859	20	✦
				3600 x 1200	Raw MR	Pre-Profiled	407860	20	✦
SCALLOP	SCALLOP 22.5	21	MDF MR HD E0	2400 x 1200	Raw MR	Pre-Profiled	407861	20	✦
				3600 x 1200	Raw MR	Pre-Profiled	407862	20	✦
	SCALLOP 45	21	MDF MR HD E0	2400 x 1200	Raw MR	Pre-Profiled	407863	20	✦
				3600 x 1200	Raw MR	Pre-Profiled	407864	20	✦



Low Sanding



Ready for Paint

Designed to work with
SURROUND
by Laminex™

FINISHES LEGEND: MR Moisture Resistant

The designs of the Laminex® Profiled Cabinetry Sheets range are protected by Australian Design Registrations.



STOCK AVAILABILITY + STOCKED IN EVERY STATE ■ EX. SYDNEY AND MELBOURNE WITH SELECT ITEMS ALSO STOCKED IN OTHER DC'S ■ EX. MELBOURNE + MADE TO ORDER

TYPE	AQUAPANEL SHEETS											AQUAPANEL MOULDINGS										
	COLOUR DESCRIPTION	COLOUR CODE	FINISH CODE	SUBSTRATE	THICKNESS (MM)	SHEET SIZE (MM)	FACE	PROD CODE	PACK SIZE	STOCKED IN	ALUMINIUM					PVC						
											COLOUR DESCRIPTION	PROD CODE	PROD CODE	PROD CODE	PROD CODE	PROD CODE	COLOUR DESCRIPTION	PROD CODE	PROD CODE	PROD CODE	PROD CODE	PROD CODE
AQUAPANEL SHEETS	Magnolia	M84	TL	LARGE	2.7	2400 x 1200	SS	959021	1	☐	No Match						New Antique White	754311	717408	707999	744520	871627
	Moleskin	450	NT	NS	2.7	2400 x 1200	SS	994194	1	■	No Match						New Antique White	754311	717408	707999	744520	871627
	New Antique White	204	NT	NS	2.7	2400 x 1200	SS	993947	1	☐	No Match						New Antique White	754311	717408	707999	744520	871626
	Polar White	205	G	NS	2.7	2410 x 1205	SS	979991	1	+	Polar White	968454	968457	968455	968456	968453	White	713314	721656	723650	707665	871626
			NT	NS	2.7	2400 x 1200	SS	993950	1	■	Polar White	968454	968457	968455	968456	968453	White	713314	721656	723650	707665	871626
			RP	NS	2.7	2400 x 1200	SS	881174	1	☐	Polar White	968454	968457	968455	968456	968453	White	713314	721656	723650	707665	871626
			TL	LARGE	2.7	2400 x 1200	SS	959019	1	+	Polar White	968454	968457	968455	968456	968453	White	713314	721656	723650	707665	871626
	Silver Grey	324	NT	NS	2.7	2400 x 1200	SS	993946	1	☐	Anodised	862911	862899	862887	862877	862921	Silver Grey	754322	754424	706816	706988	871628
	White	200	G	NS	2.7	2410 x 905	SS	988840	1	+	Polar White	968454	968457	968455	968456	968453	White	713314	721656	723650	707665	871626
				NS	2.7	2410 x 1205	SS	988839	1	+		968454	968457	968455	968456	968453		713314	721656	723650	707665	871626
			NT	NS	2.7	2400 x 1200	SS	993945	1	+	Polar White	968454	968457	968455	968456	968453	White	713314	721656	723650	707665	871626
				NS	2.7	3600 x 1200	SS	994192	1	■		968454	968457	968455	968456	968453		713314	721656	723650	707665	871626
White Valencia	742	NT	NS	2.7	2400 x 1200	SS	993948	1	☐	Polar White	968454	968457	968455	968456	968453	White	713314	721656	723650	707665	871626	
Zincworks	869	NT	NS	2.7	2400 x 1200	SS	993949	1	☐	Anodised	862911	862899	862887	862877	862921	Silver Grey	754322	754424	706816	706988	871628	

Please scan code to view Aquapanel Installation Guide.



LAMINEX

FORMICA

SURROUND BY LAMINEX

FUSION

TRADE ESSENTIALS

HI-MACS

ESSASTONE



FINISHES LEGEND: **AG** AbsoluteGloss **AM** AbsoluteMatte **CB** Carbide **CK** Chalk **DG** DiamondGloss **F** Flint **G** Gloss **M** Metallic **NT** Natural **NU** Nuance **PG** Puregrain **PL** Plex **PZ** Paper **RP** Ripple **S** Satin **SK** Silk **TL** Tile

SUBSTRATE LEGEND: **PF** Postforming **NON PF** Non Postforming **NS** No Substrate

Cut to Size options also available – see page 69. Stocking in line with parent product size.



STOCK AVAILABILITY + STOCKED IN EVERY STATE □ EX. SYDNEY AND MELBOURNE WITH SELECT ITEMS ALSO STOCKED IN OTHER DC'S ■ EX. MELBOURNE ✦ MADE TO ORDER

TYPE	COLOUR DESCRIPTION	COLOUR CODE	FINISH CODE	THICKNESS	ROLL LENGTH	PROD CODE	STOCKED IN
ABSOLUTE MATTE ABS	Aries	079	AM2	23	25	400961	+
				23	100	400967	+
				29	100	400973	+
	Black	460	AM2	23	25	993323	□
				23	100	993324	+
				29	100	993329	□
				38	25	993325	■
				38	100	993326	■
				42	50	993328	■
				23	25	988400	■
	French Navy	8541	AM2	23	100	988401	□
				29	100	992280	□
				38	25	992255	■
				38	100	992281	■
				42	25	989635	■
	Green Slate	8793	AM2	42	50	989636	■
				23	25	991095	■
				23	100	991098	□
				29	100	991101	□
				38	25	992256	■
				38	100	992282	■
				42	25	992246	■
	Kalamata	160	AM2	42	50	992265	■
				23	25	400966	+
				23	100	400972	+
				29	100	400978	+
				29	100	400978	+
	Moroccan Clay	150	AM2	23	25	400965	+
				23	100	400971	+
				29	100	400977	+
	Otway	1035	AM2	23	25	400964	+
				23	100	400970	+
				29	100	400976	+
	Oyster Grey	327	AM2	23	25	992239	■
				23	100	992274	□
				29	100	988348	□
38				25	992257	■	
38				100	988352	■	

TYPE	COLOUR DESCRIPTION	COLOUR CODE	FINISH CODE	THICKNESS	ROLL LENGTH	PROD CODE	STOCKED IN
ABSOLUTE MATTE ABS	Oyster Grey	327	AM2	42	25	992247	■
				42	50	992266	■
	Paper Bark	449	AM2	23	25	400963	+
				23	100	400969	+
				29	100	400975	+
				23	25	992240	■
	Pewter	329	AM2	23	100	992275	□
				29	100	988349	□
				38	25	992258	■
				38	100	988353	■
				42	25	992248	■
				42	50	992267	■
				23	25	407843	■
				23	100	407840	□
	Polar White	205	AM2	29	100	407841	□
				38	25	407844	■
				38	100	407842	■
				42	25	407845	■
				42	50	992268	■
				23	25	400962	+
	Spinifex	8539	AM2	23	100	400968	+
				29	100	400974	+
				23	25	992241	■
	Stormcloud	140	AM2	23	100	992276	□
				29	100	991100	□
				38	25	992260	■
				38	100	992284	■
				42	25	992250	■
				42	50	992269	■
	Surf	7923	AM2	23	25	992242	■
				23	100	992277	■
				29	100	988350	□
				38	25	992261	■
				38	100	988354	■
				42	25	992251	■
				42	50	992270	■
	Terril	2297	AM2	23	25	992243	■
				23	100	992278	+

TYPE	COLOUR DESCRIPTION	COLOUR CODE	FINISH CODE	THICKNESS	ROLL LENGTH	PROD CODE	STOCKED IN
ABSOLUTE MATTE ABS	Terril	2297	AM2	29	100	988351	□
				38	25	992262	■
				38	100	988355	■
				42	25	992252	■
	White	200	AM2	42	50	992271	■
				23	25	992244	■
				23	100	992279	+
				29	100	987769	□
				38	25	992263	■
				38	100	987770	■
DIGITAL ABS	Calacatta Majore TrueScale	3001	ST	38	15	404820	+
	Elemental Ash	6363	ST	38	15	404827	+
	Figured Limestone	625	ST	38	15	404826	+
	Limed Concrete	8534	ST	38	15	404834	+
	Luxe Elba TrueScale	3003	ST	38	15	404822	+
	Manhattan Concrete	637	ST	38	15	404831	+
	Marmo Grigio TrueScale	3005	ST	38	15	404821	+
	Marmor Torino	629	ST	38	15	404828	+
	Pearl Concrete	636	ST	38	15	404830	+
	Pietra Cloud	628	ST	38	15	404829	+
	Premio Carrara TrueScale	3002	ST	38	15	404819	+
	Pure Mineralstone II	8540	ST	38	15	404825	+
INVISIDGE ABS	Aries	079	AM	23	100	404999	+
			NT	23	100	404986	+
	Black	460	AG	23	100	995793	+
			AM	23	100	995785	+
	Calm White	8522	NT	23	100	404987	+
	Chalk White	8524	NT	23	100	404988	+
	French Navy	8541	AM	23	100	995791	+

LAMINEX

FORMICA

SURROUND BY LAMINEX

FUSION

TRADE ESSENTIALS

HI-MACS

ESSASTONE

FINISHES LEGEND: AG AbsoluteGloss AM AbsoluteMatte CB Carbide CK Chalk DG DiamondGloss F Flint G Gloss M Metallic NT Natural NU Nuance PG Puregrain PL Plex PZ Paper RP Ripple S Satin SK Silk TL Tile

Cut to Size options also available – see page 69. Stocking in line with parent product size.

Additional Edging – ABS & Acrylic



STOCK AVAILABILITY ⊕ STOCKED IN EVERY STATE □ EX. SYDNEY AND MELBOURNE WITH SELECT ITEMS ALSO STOCKED IN OTHER DC'S ■ EX. MELBOURNE ⊖ MADE TO ORDER

TYPE	COLOUR DESCRIPTION	COLOUR CODE	FINISH CODE	THICKNESS	ROLL LENGTH	PROD CODE	STOCKED IN
INVISIEDGE ABS	Ghostgum	086	AG	23	100	995794	⊕
			NT	23	100	404989	⊕
				38	25	405008	⊕
			SK	23	100	404996	⊕
	Green Slate	8793	AM	23	100	995792	⊕
	Kalamata	160	AM	23	100	405000	⊕
	Moroccan Clay	150	AM	23	100	405001	⊕
	Otway	1035	AM	23	100	405004	⊕
	Oyster Grey	327	AG	23	100	995795	⊕
			AM	23	100	995784	⊕
			NT	23	100	404990	⊕
		38	25	405007	⊕		
	Paper Bark	449	AM	23	100	405002	⊕
	Parchment	202	NT	23	100	404991	⊕
		38	25	405009	⊕		
	Pewter	329	AM	23	100	995788	⊕
	Polar White	205	AG	23	100	994319	⊕
			AM	23	100	995786	⊕
			DG	38	25	405010	⊕
			NT	23	100	404992	⊕
				38	25	405006	⊕
		SK	23	100	404997	⊕	
	Spinifex	8539	AM	23	100	405003	⊕
Stormcloud	140	AM	23	100	995789	⊕	
Surf	7923	AM	23	100	995787	⊕	
Terril	2297	AG	23	100	995796	⊕	
		AM	23	100	995790	⊕	
Tornado	081	AG	23	100	995797	⊕	
White	200	AM	23	100	995783	⊕	
			23	100	404994	⊕	
		NT	38	25	405005	⊕	
		SK	23	100	404998	⊕	
White Linen	8523	NT	23	100	404993	⊕	
ABS 29MM	Aged Ash	151	ST	29	100	988987	□
	Aged Walnut	6055	CK	29	100	988733	□
			ST	29	100	988988	□
	Alabaster	203	ST	29	100	988927	□
	Alaskan	334	NU	29	100	984285	□

TYPE	COLOUR DESCRIPTION	COLOUR CODE	FINISH CODE	THICKNESS	ROLL LENGTH	PROD CODE	STOCKED IN
ABS 29MM	Alaskan	334	S	29	100	988968	□
			TS	29	100	913225	■
	Alpaca	004	ST	29	100	988928	□
	Alpine Mist	8527	ST	29	100	988929	□
	Aries	079	S	29	100	982960	■
			ST	29	100	984304	□
	Ash White	209	ST	29	100	988931	□
	Aignon Walnut	006	S	29	100	988969	□
	Battalion	042	S	29	100	977201	■
			ST	29	100	984305	□
	Baye	007	ST	29	100	988932	□
	Bayleaf	254	ST	29	100	988933	□
	Black	460	PG	29	100	992648	□
			ST	29	100	984306	□
	Black Birchply	8552	CK	29	100	991305	□
			ST	29	100	991410	□
			TCK	29	100	992675	■
			TST	29	100	992680	■
	Black Multiplex	156	ST	29	100	986005	■
	Blackened Elm	070	S	29	100	988970	□
	Blackened Legno	144	ST	29	100	988977	□
	Bleached Elm	6404	ST	29	100	403195	■
	Burnished Wood	602	S	29	100	984290	□
			TS	29	100	847208	■
	Burnt Ochre	196	ST	29	100	403193	■
	Calm Oak	1036	CK	29	100	400929	⊕
			ST	29	100	403355	⊕
		TST	29	100	407639	⊕	
	Calm White	8522	ST	29	100	988934	□
	Chalk White	8524	ST	29	100	988935	□
	Chamois	325	ST	29	100	988936	□
	Charcoal	461	NU	29	100	988919	□
			S	29	100	846232	■
		ST	29	100	984115	■	
	Chestnut Woodland	1038	CK	29	100	400928	⊕
ST			29	100	403357	⊕	
Classic Oak	8537	ST	29	100		□	
Coastal Sunrise	1034	F	29	100		⊕	

TYPE	COLOUR DESCRIPTION	COLOUR CODE	FINISH CODE	THICKNESS	ROLL LENGTH	PROD CODE	STOCKED IN
ABS 29MM	Concrete Formwood	065	CK	29	100	991413	□
	Curly Birch	639	TS	29	100	846268	■
	Danish Walnut	643	CK	29	100	994500	□
			ST	29	100	994499	□
		TST	29	100	407641	⊕	
	Dansk Maple	586	S	29	100	403196	■
			TS	29	100	846269	■
	Delana Oak	8966	ST	29	100	988978	□
	Denim	8822	ST	29	100	988938	□
	Elegant Oak	078	CK	29	100	991415	□
		TCK	29	100	992676	■	
	Espresso	453	ST	29	100	988940	□
	Fossil	463	S	29	100	846238	■
			ST	29	100	984307	□
	Fox	080	S	29	100	982962	■
			ST	29	100	988941	□
	Fox Teakwood	8907	TCK	29	100	992488	■
	French Cream	8542	ST	29	100	988942	□
	Fresh Spring	216	ST	29	100	988923	□
	Ghostgum	086	PG	29	100	992649	□
			S	29	100	982966	■
		ST	29	100	984308	□	
	Golden Wattle	1033	F	29	100		⊕
	Green Slate	8793	ST	29	100	988943	□
	Greyed Woodland	1039	CK	29	100	400930	⊕
			ST	29	100	403358	⊕
	Greystone	772	S	29	100	846196	■
	Gunmetal	326	ST	29	100	984309	□
	Honey Elm	069	CK	29	100	993477	□
			ST	29	100	993478	□
	Hushed Pine	159	F	29	100	994501	□
	Jarrah Legno	143	ST	29	100	988980	□
	Jericho	039	NU	29	100	989041	□
			S	29	100	989045	□
	Just Blue	8821	ST	29	100	988944	□
Kalamata	160	F	29	100	403192	■	
Licorice Linea	279	S	29	100	984293	□	

LAMINEX

FORMICA

SURROUND BY LAMINEX

FUSION

TRADE ESSENTIALS

HI-MACS

ESSASTONE

FINISHES LEGEND: AG AbsoluteGloss AM AbsoluteMatte CB Carbide CK Chalk DG DiamondGloss F Flint G Gloss M Metallic NT Natural NU Nuance PG Puregrain PL Plex PZ Paper RP Ripple S Satin SK Silk TL Tile

Cut to Size options also available – see page 69. Stocking in line with parent product size.



STOCK AVAILABILITY + STOCKED IN EVERY STATE □ EX. SYDNEY AND MELBOURNE WITH SELECT ITEMS ALSO STOCKED IN OTHER DC'S ■ EX. MELBOURNE ✦ MADE TO ORDER

TYPE	COLOUR DESCRIPTION	COLOUR CODE	FINISH CODE	THICKNESS	ROLL LENGTH	PROD CODE	STOCKED IN
ABS 29MM	Milkwood	604	S	29	100	988973	□
			TS	29	100	847207	■
	Moleskin	450	S	29	100	846242	■
			ST	29	100	984310	□
	Moose	134	NU	29	100	988920	□
			S	29	100	988926	□
	Natural Ash	131	ST	29	100	988981	□
	Natural Multiplex	158	ST	29	100	988358	■
	Natural Teak	8849	NU	29	100	988964	□
			ST	29	100	988982	□
	Natural Walnut	068	CK	29	100	988737	□
			S	29	100	984294	□
			TCK	29	100	992678	■
			TS	29	100	981271	■
	New Antique White	204	ST	29	100	984311	□
	New Graphite	486	S	29	100	851782	■
	Nocturne Oak	600	S	29	100	989390	□
	Oiled Legno	152	ST	29	100	988983	□
	Otway	1035	F	29	100		✦
	Oyster Grey	327	PG	29	100	992650	□
			S	29	100	846253	■
			ST	29	100	984312	□
	Oyster Linea	289	NU	29	100	988965	□
			S	29	100	984296	□
			TNU	29	100	992679	■
			TS	29	100	870960	■
	Pale Honey	190	ST	29	100	403194	■
	Paper Bark	449	ST	29	100	984313	□
	Parchment	202	S	29	100	846255	■
			ST	29	100	984314	□
	Pearl Grey	336	ST	29	100	988946	□
	Peruvian Clay	388	ST	29	100	988947	□
	Pewter	329	ST	29	100	988948	□
	Pillarbox	438	S	29	100	862525	■
	Planked Urban Oak	9312	CK	29	100	403354	✦
			ST	29	100	988984	□
			TST	29	100	407640	✦

TYPE	COLOUR DESCRIPTION	COLOUR CODE	FINISH CODE	THICKNESS	ROLL LENGTH	PROD CODE	STOCKED IN
ABS 29MM	Polar White	205	NU	29	100	988921	□
			PG	29	100	992651	□
			S	29	100	846258	■
			ST	29	100	984315	□
	Porcelain Blush	149	ST	29	100	994502	□
	Portsea	1031	F	29	100		✦
	Possum	5343	ST	29	100	988949	□
	Pumice	322	ST	29	100	984316	□
	Raw Birchply	8910	CK	29	100	993273	□
			TCK	29	100	992212	■
	Raw Cotton	141	ST	29	100	988950	□
	Raw Multiplex	154	ST	29	100		■
	Rock Maple	577	TS	29	100	846275	■
	Sarsen Grey	320	ST	29	100	984317	□
	Seasoned Oak	458	CK	29	100	991414	□
			TCK	29	100	992799	■
	Seed	5344	ST	29	100	988951	□
	Select Beech	612	TS	29	100	846276	■
	Shou Sugi	635	CK	29	100	403199	□
			ST	29	100	403197	■
	Silver Ash	589	S	29	100	989046	□
			TS	29	100	846277	■
	Silver Grey	324	ST	29	100	988952	□
	Smoke Multiplex	155	ST	29	100		■
	Smoked Birchply	8912	ST	29	100	988985	□
	Smoky Sapelle	480	S	29	100	989047	□
	Stipple Seal	726	ST	29	100	984318	□
	Stormcloud	140	ST	29	100	988954	□
	Sublime Teak	288	S	29	100	984298	□
			TS	29	100	870961	■
	Super White	052	ST	29	100	988955	□
	Surf	7923	ST	29	100	988956	□
	TE White	199	ST	29	100	946289	■
	Terril	2297	PG	29	100	992652	□
			PG	29	100	992653	□
	Tornado	081	S	29	100	982964	■
			ST	29	100	988959	□

TYPE	COLOUR DESCRIPTION	COLOUR CODE	FINISH CODE	THICKNESS	ROLL LENGTH	PROD CODE	STOCKED IN
ABS 29MM	Waxed Maple	8905	ST	29	100	988986	□
	Weathered Ply	1037	CK	29	100	400931	✦
			ST	29	100	403356	✦
	White	200	S	29	100		□
			ST	29	100	882378	□
	White Linen	8523	ST	29	100	988960	□
	White Painted Wood	8902	ST	29	100	991409	□
	Whitewashed Oak	041	CK	29	100	403198	□
			S	29	100	988976	□
	Winter Sky	8792	ST	29	100	988961	□
	Young Beech	630	TST	29	100	992861	■
	Avenza Bianco	148	G	43	25	991119	■
MT			43	25	991120	■	
Black Marble	740	S	43	25	886016	■	
Carrara Bianco	087	G	43	25	977357	■	
		MT	43	25	977360	■	
Carrara Marble	3460	G	43	25	956384	■	
		MT	43	25	956385	■	
Crema Venato	8533	G	43	25	991123	■	
		MT	43	25	991124	■	
Fresh Snow	295	G	43	25	992288	■	
		MT	43	25	992289	■	
Grigio Grafite	088	G	43	25	977358	■	
		MT	43	25	977361	■	
Kashmir Granite	220	S	43	25	886025	■	
		G	43	25	991121	■	
Limed Concrete	8534	MT	43	25	991122	■	
		MT	43	25	403474	✦	
Pure Mineralstone II	8540	MT	43	25	403474	✦	
Raw Nickel	8535	G	43	25	991115	■	
		MT	43	25	991116	■	
Raw Zinc	8536	G	43	25	991117	■	
		MT	43	25	991118	■	
Stainless Steel	SLS	G	43	25	982877	■	
White Valencia	742	S	43	25	886043	□	

LAMINEX

FORMICA

SURROUND BY LAMINEX

FUSION

TRADE ESSENTIALS

HI-MACS

ESSASTONE

FINISHES LEGEND: AG AbsoluteGloss AM AbsoluteMatte CB Carbide CK Chalk DG DiamondGloss F Flint G Gloss M Metallic NT Natural NU Nuance PG Puregrain PL Plex PZ Paper RP Ripple S Satin SK Silk TL Tile

Cut to Size options also available – see page 69. Stocking in line with parent product size.





Take advantage of the expertise and scale of the Laminex network to order custom made doors, drawer fronts, panels and benchtops, ready to install. Choose from a range of popular profiles in a wide range of classic on trend colours from our extensive Laminex colour palette. Go to the Specifier Section to view Colour and Product Options.

Doors & Panels



DesignEdge

Design and durability combine with the DesignEdge range of cut-to-size Decorated MDF, fully finished doors and panels.

Order form



Please scan code to access the DesignEdge Order Form



FormWrap

Featuring a range of flat-faced and profiled designs, FormWrap thermolaminated vinyl doors and panels offer a seamless look for a variety of interior styles.

Order form



Please scan code to access the FormWrap Order Form



ColourTech

A sleek and durable finish, ColourTech 2 Pac polyurethane painted doors and panels are available in a range of profiles, colours and finishes to suit a variety of design styles.

Order form



Please scan code to access the ColourTech Order Form

Benchtops



Benchtops

Create custom laminate benchtop designs with the Laminex Made-to-Measure benchtop offer. Featuring contemporary décors and a range of profiled edge options for affordable and durable designs.

Order form



Please scan code to access the Laminex Benchtop Order Form



A Smart Choice

Create your ideal look with Formica's new range of laminate surfaces. Strong, resilient and convenient, Formica laminate is the practical solution for delivering reliable results. Choose from a range that includes everything you need - from smart benchtops and cabinetry through to wardrobe and cabinetry interior panels. Our popular range of colours can create a look that suits your space - no matter what your budget.

Navigating the range	80	Decorated Particleboard	85
Laminates	81	Easy Fit Benchtops	85
Metallic	82		
Decorated MDF	83		



A proud Australian manufacturer

For more information visit: formica.com.au






Please scan code to view our Colour Collection Brochure.

Colour Guide

A popular range of the most hard-working colours to answer almost any project brief or space.




Whites & Neutrals

From whites to black and lots more in between, this range offers the most popular solid colours for reliable results.



Woodgrains

A range of the most popular oaks and other realistic woodgrains designed to coordinate easily.



Minerals

A go-to range of the most popular marble designs, granite and concrete looks to cover a wide range of project styles and tastes.



Accents

Add a versatile pattern or a touch of metallic to lift projects.

Finish Guide

A range of simple, hard wearing, classic finishes to help add texture or shine to projects.

AR Plus® A high gloss finish for moderate use applications that require more care and maintenance.

Gloss An easy care, semi-gloss finish.

Grain A hard-wearing, tactile, matte woodgrain texture.

Metallic A real aluminium surface in an anodised or brushed tactile surface.

Pearl A smooth, lightly stippled, hard-wearing finish.

Velour A highly durable, multipurpose low sheen finish.

Velvet A hard-wearing, soft touch, multipurpose cabinetry finish

Product Guide

Formica offers a range of benchtop, cabinetry, wardrobe and cabinetry interior panel products for affordable style.

Laminate (HPL) A hard-wearing thin laminate suitable for benchtops in moderate to high-use areas like busy kitchens, bathroom vanities and laundries.

Decorated MDF Versatile and hard-wearing panels ideal for cupboard doors, drawer fronts and shelving.

Decorated Particleboard Versatile and affordable in larger sheet sizes for fewer joins and a clean finish for walk-in wardrobes and large format storage solutions or coloured cabinetry interiors.

EasyFit Benchtops EasyFit benchtops are made using a durable, laminate, formed to a 3mm radius around a Moisture Resistant Particleboard, offering a contemporary square-edge-look.



LAMINEX

FORMICA

SURROUND BY LAMINEX

FUSION

TRADE ESSENTIALS

HI-MACS

ESSASTONE





Laminate (HPL)



STOCK AVAILABILITY ⊕ STOCKED IN EVERY STATE □ EX. SYDNEY AND MELBOURNE WITH SELECT ITEMS ALSO STOCKED IN OTHER DC'S ■ EX. MELBOURNE ❖ MADE TO ORDER

TYPE	COLOUR DESCRIPTION	COLOUR CODE	FINISH CODE	SUBSTRATE	THICKNESS (MM)	SHEET SIZE (MM)	FACE	PROD CODE	PACK SIZE	STOCKED IN
LAMINATE (HPL)	Amaretto Stone	AST	AR	POSTFORMING	0.7	3595 × 1395	SS	943276	1	□
			VL	POSTFORMING	0.7	3600 × 1500	SS	879194	1	⊕
	Antique Wiluna White	AWI	VL	POSTFORMING	0.7	3600 × 1500	SS	903747	1	■
	Antler	AN2	VL	POSTFORMING	0.7	3600 × 1500	SS	885308	1	■
	Ash Woodline	AWL	VL	POSTFORMING	0.7	3600 × 1500	SS	966489	1	■
	Asphalt	ASP	VL	POSTFORMING	0.7	3600 × 1500	SS	903788	1	□
	Autumn Oak	1028	VL	POSTFORMING	0.7	3600 × 1500	SS	992370	1	□
	Baikal	B80	VL	POSTFORMING	0.7	3600 × 1500	SS	966486	1	■
	Birch	BI	VL	POSTFORMING	0.7	3600 × 1500	SS	903704	1	□
	Black	BF	VL	POSTFORMING	0.7	3600 × 1500	SS	879163	1	⊕
	Black Sky	1010	VL	POSTFORMING	0.7	3600 × 1500	SS	992356	1	□
	Bliss Cinder	BC5	VL	POSTFORMING	0.7	3600 × 1500	SS	933079	1	■
	Bliss Shitake	BS7	VL	POSTFORMING	0.7	3600 × 1500	SS	933078	1	■
	Blue Moon	BM2	VL	POSTFORMING	0.7	3600 × 1500	SS	903784	1	■
	Bluegrass	1005	VL	POSTFORMING	0.7	3600 × 1500	SS	991394	1	■
	Bodega Oak	1009	VL	POSTFORMING	0.7	3600 × 1500	SS	992371	1	■
	Brushed Nickel	BN3	VL	POSTFORMING	0.7	3600 × 1500	SS	966497	1	■
	Brushed Silver	BSI	VL	POSTFORMING	0.7	3600 × 1500	SS	903865	1	□
	Calacatta Gold	1016	AR	POSTFORMING	0.7	3595 × 1395	SS	992469	1	□
			VL	POSTFORMING	0.7	3600 × 1500	SS	992357	1	□
	Cappuccino	C22	VL	POSTFORMING	0.7	3600 × 1500	SS	903766	1	■
	Castille Gold	1013	AR	POSTFORMING	0.7	3595 × 1395	SS	992467	1	□
			VL	POSTFORMING	0.7	3600 × 1500	SS	992358	1	□
	Champagne	CC	VL	POSTFORMING	0.7	3600 × 1500	SS	879177	1	■
	Char Blue	CF	VL	POSTFORMING	0.7	3600 × 1500	SS	903793	1	■
	Charred Oak	CHO	VL	POSTFORMING	0.7	3600 × 1500	SS	903900	1	■
	Charred Woodline	CWL	VL	POSTFORMING	0.7	3600 × 1500	SS	966490	1	■
	Cherry	C21	VL	POSTFORMING	0.7	3600 × 1500	SS	879168	1	□
	Cinnamon Ash	CIH	VL	POSTFORMING	0.7	3600 × 1500	SS	966488	1	■
	Cocoa Sand	CS1	VL	POSTFORMING	0.7	3600 × 1500	SS	879196	1	□
	Concrete Stone	CS4	VL	POSTFORMING	0.7	3600 × 1500	SS	903855	1	□
	Creamy Marquina	1014	AR	POSTFORMING	0.7	3595 × 1395	SS	992468	1	■
			VL	POSTFORMING	0.7	3600 × 1500	SS	992359	1	■
	Crystal White	CWI	AR	POSTFORMING	0.7	3595 × 1395	SS	991401	1	⊕
VL			POSTFORMING	0.7	3600 × 1500	SS	966484	1	□	
Cuban Wood	CUW	VL	POSTFORMING	0.7	3600 × 1500	SS	966493	1	■	
Darkside Marble	1017	VL	POSTFORMING	0.7	3600 × 1500	SS	992360	1	□	
Dawn Grey	DI	VL	POSTFORMING	0.7	3600 × 1500	SS	903745	1	■	

TYPE	COLOUR DESCRIPTION	COLOUR CODE	FINISH CODE	SUBSTRATE	THICKNESS (MM)	SHEET SIZE (MM)	FACE	PROD CODE	PACK SIZE	STOCKED IN
LAMINATE (HPL)	Deep Anthracite	DA1	VL	POSTFORMING	0.7	3600 × 1500	SS	903791	1	□
	Deep Sea	1007	VL	POSTFORMING	0.7	3600 × 1500	SS	991400	1	■
	Doe Skin	DO6	VL	POSTFORMING	0.7	3600 × 1500	SS	885311	1	■
	Finesse Sand	FS8	VL	POSTFORMING	0.7	3600 × 1500	SS	966499	1	■
	Finesse Taupe	FT4	VL	POSTFORMING	0.7	3600 × 1500	SS	966498	1	□
	Flinders Black	FAI	AR	POSTFORMING	0.7	3595 × 1395	SS	943280	1	□
			VL	POSTFORMING	0.7	3600 × 1500	SS	879198	1	□
	Flint Crystal	FC1	VL	POSTFORMING	0.7	3600 × 1500	SS	903853	1	⊕
	Gentle Beige	GB2	VL	POSTFORMING	0.7	3600 × 1500	SS	879208	1	□
	Gentle Oak	1008	VL	POSTFORMING	0.7	3600 × 1500	SS	992372	1	□
	Golden Beech	GB1	VL	POSTFORMING	0.7	3600 × 1500	SS	879200	1	■
	Golden Oak	1045	VL	POSTFORMING	0.7	3600 × 1500	SS	403733	1	⊕
	Graffito	1051	VL	POSTFORMING	0.7	3600 × 1500	SS	403737	1	⊕
	Granular Limestone	8144	VL	POSTFORMING	0.7	3600 × 1500	SS	992361	1	■
	Graphite	GAG	VL	POSTFORMING	0.7	3600 × 1500	SS	879167	1	□
	Grassland	1042	VL	POSTFORMING	0.7	3600 × 1500	SS	403729	1	⊕
	Grey Cement	1018	VL	POSTFORMING	0.7	3600 × 1500	SS	992362	1	□
	Grey Finestone	GF3	AR	POSTFORMING	0.7	3595 × 1395	SS	967877	1	■
			VL	POSTFORMING	0.7	3600 × 1500	SS	966506	1	⊕
	Habitat	H12	VL	POSTFORMING	0.7	3600 × 1500	SS	933063	1	■
	Ice Quarstone	IQ2	AR	POSTFORMING	0.7	3595 × 1395	SS	991402	1	■
			VL	POSTFORMING	0.7	3600 × 1500	SS	966509	1	□
	Idyllic	I21	VL	POSTFORMING	0.7	3600 × 1500	SS	933064	1	□
	Iron Ore	IO1	VL	POSTFORMING	0.7	3600 × 1500	SS	903753	1	■
	Ironstone	IRS	VL	POSTFORMING	0.7	3600 × 1500	SS	879203	1	⊕
	Lemon Tree	LTR	VL	POSTFORMING	0.7	3600 × 1500	SS	903915	1	□
	Malibu	M87	AR	POSTFORMING	0.7	3595 × 1395	SS	992470	1	■
			VL	POSTFORMING	0.7	3600 × 1500	SS	966485	1	□
	Mellow Oak	1046	VL	POSTFORMING	0.7	3600 × 1500	SS	403732	1	⊕
	Metropolitan Concrete	MC8	VL	POSTFORMING	0.7	3600 × 1500	SS	966508	1	□
	Mist Grey	MG6	VL	POSTFORMING	0.7	3600 × 1500	SS	879183	1	■
	Mocha Firwood	MF7	VL	POSTFORMING	0.7	3600 × 1500	SS	966491	1	□
	Mulga	M17	VL	POSTFORMING	0.7	3600 × 1500	SS	903738	1	■
	Natale Walnut	1019	VL	POSTFORMING	0.7	3600 × 1500	SS	992373	1	□
Natural Oak	NAO	VL	POSTFORMING	0.7	3600 × 1500	SS	885317	1	□	
Olivette	1020	VL	POSTFORMING	0.7	3600 × 1500	SS	992353	1	■	
Opal Grey	O2	VL	POSTFORMING	0.7	3600 × 1500	SS	903760	1	□	
Oregon Stone	1021	VL	POSTFORMING	0.7	3600 × 1500	SS	992363	1	□	

LAMINEX

FORMICA

SURROUND BY LAMINEX

FUSION

TRADE ESSENTIALS

HI-MACS

ESSASTONE



FINISHES LEGEND: AR AR Plus G Gloss GR Grain M Metallic P Pearl V Velvet VL Velour

Cut to Size options also available – see page 82. Stocking in line with parent product size.



Laminate (HPL), Metallic



STOCK AVAILABILITY + STOCKED IN EVERY STATE - EX. SYDNEY AND MELBOURNE WITH SELECT ITEMS ALSO STOCKED IN OTHER DC'S - EX. MELBOURNE + MADE TO ORDER

TYPE	COLOUR DESCRIPTION	COLOUR CODE	FINISH CODE	SUBSTRATE	THICKNESS (MM)	SHEET SIZE (MM)	FACE	PROD CODE	PACK SIZE	STOCKED IN
LAMINATE (HPL)	Pietro Nero	PIN	VL	POSTFORMING	0.7	3600 x 1500	SS	879206	1	☐
	Provincial Walnut	1044	VL	POSTFORMING	0.7	3600 x 1500	SS	403734	1	+
	Pure Marble	PUM	AR	POSTFORMING	0.7	3595 x 1395	SS	943285	1	☐
			VL	POSTFORMING	0.7	3600 x 1500	SS	903881	1	+
	Purestone	1048	VL	POSTFORMING	0.7	3600 x 1500	SS	403736	1	+
	Refined Oak	REO	VL	POSTFORMING	0.7	3600 x 1500	SS	903914	1	☐
	Riverside	1041	VL	POSTFORMING	0.7	3600 x 1500	SS	403730	1	+
	Rock Salt	RSA	VL	POSTFORMING	0.7	3600 x 1500	SS	903876	1	■
	Rustic Marble	1022	VL	POSTFORMING	0.7	3600 x 1500	SS	992364	1	☐
	Sandy Birch	1002	VL	POSTFORMING	0.7	3600 x 1500	SS	991395	1	■
	Sapporo Oak	1023	VL	POSTFORMING	0.7	3600 x 1500	SS	992374	1	■
	Sarum Grey	SGA	VL	POSTFORMING	0.7	3600 x 1500	SS	966487	1	■
	Sarum Strand	SRS	VL	POSTFORMING	0.7	3600 x 1500	SS	966502	1	■
	Seal Grey	SG5	VL	POSTFORMING	0.7	3600 x 1500	SS	879164	1	+
	Shadow Walnut	1043	VL	POSTFORMING	0.7	3600 x 1500	SS	403735	1	+
	Silky Maple	1001	VL	POSTFORMING	0.7	3600 x 1500	SS	991396	1	■
	Silver Riftwood	1004	VL	POSTFORMING	0.7	3600 x 1500	SS	991397	1	■
	Silver Strata	SIS	VL	POSTFORMING	0.7	3600 x 1500	SS	903863	1	■
	Simply White	1040	VL	POSTFORMING	0.7	3600 x 1500	SS	403728	1	+
	Snow Ash	1029	VL	POSTFORMING	0.7	3600 x 1500	SS	992375	1	■
			AR	POSTFORMING	0.7	3595 x 1395	SS	943264	1	+
	Snowdrift	SAN	VL	POSTFORMING	0.7	3600 x 1500	SS	879161	1	+
			AR	POSTFORMING	0.7	3595 x 1395	SS	943264	1	+
	Soft Oak	1047	VL	POSTFORMING	0.7	3600 x 1500	SS	403731	1	+
	South West Jarrah	SJA	VL	POSTFORMING	0.7	3600 x 1500	SS	903907	1	☐
	Stony Grey	1024	VL	POSTFORMING	0.7	3600 x 1500	SS	992354	1	■
	Storm	S2	VL	POSTFORMING	0.7	3600 x 1500	SS	879165	1	☐
	Streetlight	SAM	VL	POSTFORMING	0.7	3600 x 1500	SS	879171	1	■
	Suburban Concrete	1025	VL	POSTFORMING	0.7	3600 x 1500	SS	992366	1	+
	Tasmanian Ash	TX0	VL	POSTFORMING	0.7	3600 x 1500	SS	903918	1	☐
Tassie Oak	1026	VL	POSTFORMING	0.7	3600 x 1500	SS	992376	1	☐	

TYPE	COLOUR DESCRIPTION	COLOUR CODE	FINISH CODE	SUBSTRATE	THICKNESS (MM)	SHEET SIZE (MM)	FACE	PROD CODE	PACK SIZE	STOCKED IN
LAMINATE (HPL)	Teal	1006	VL	POSTFORMING	0.7	3600 x 1500	SS	991398	1	■
	Terrace Grey	1012	VL	POSTFORMING	0.7	3600 x 1500	SS	992367	1	☐
	Terrace Pearl	1011	VL	POSTFORMING	0.7	3600 x 1500	SS	992368	1	+
	Truestone	1049	VL	POSTFORMING	0.7	3600 x 1500	SS	403738	1	+
	Warm White	WAW	AR	POSTFORMING	0.7	3595 x 1395	SS	943267	1	☐
			VL	POSTFORMING	0.7	3600 x 1500	SS	879195	1	+
	Washed Knotty Ash	1003	VL	POSTFORMING	0.7	3600 x 1500	SS	991399	1	■
	White Cement	1027	VL	POSTFORMING	0.7	3600 x 1500	SS	992369	1	☐
	White Finestone	WFI	AR	POSTFORMING	0.7	3595 x 1395	SS	967876	1	☐
			VL	POSTFORMING	0.7	3600 x 1500	SS	966505	1	+

Metallic Laminate (HPL)

TYPE	COLOUR DESCRIPTION	COLOUR CODE	FINISH CODE	SUBSTRATE	THICKNESS (MM)	SHEET SIZE (MM)	FACE	PROD CODE	PACK SIZE	STOCKED IN
METALLIC LAMINATE HPL	Anodised Aluminium	AA7	M	NON POSTFORMING	0.8	2440 x 1220	SS	966100	1	☐
	Pewter Brush	PBR	M	NON POSTFORMING	0.8	2440 x 1220	SS	966096	1	☐
	Silver Brush	SVB	M	NON POSTFORMING	0.8	3050 x 1220	SS	966093	1	☐

Laminate HPL Cut to Size Options Available

PARENT PRODUCT SIZE (MM)	3595 x 1395			3600 x 1500			2440 x 1220	3050 x 1220
FINISHES	AR			VL			M	M
CUT SHEET SIZES AVAILABLE (MM)	1795 x 695	1795 x 1395	3595 x 695	1800 x 750	1800 x 1500	3600 x 750	2440 x 150	3050 x 150

FINISHES LEGEND: AR AR Plus G Gloss GR Grain M Metallic P Pearl V Velvet VL Velour

Stocking in line with parent product size.

LAMINEX

FORMICA

SURROUND BY LAMINEX

FUSION

TRADE ESSENTIALS

HI-MACS

ESSASTONE





Decorated MDF



STOCK AVAILABILITY + STOCKED IN EVERY STATE - EX. SYDNEY AND MELBOURNE WITH SELECT ITEMS ALSO STOCKED IN OTHER DC'S ■ EX. MELBOURNE ✦ MADE TO ORDER

TYPE	COLOUR DESCRIPTION	COLOUR CODE	FINISH CODE	SUBSTRATE	THICKNESS (MM)	SHEET SIZE (MM)	FACE	PROD CODE	PACK SIZE	STOCKED IN	SUGGESTED EDGING*	
											25MT	100MT
DECORATED MDF	Antique Wiluna White	AWI	P	MDF MR E0	16	2400 x 1200	DS	947872	30	+	910198	813218
	Antler	AN2	P	MDF MR E0	16	2400 x 1200	DS	947923	30	-	906221	906136
	Ash Woodline	AWL	V	MDF MR E0	16	2400 x 1200	DS	969609	30	+	968000	968019
	Asphalt	ASP	P	MDF MR E0	16	2400 x 1200	DS	947850	30	+	909179	909160
	Autumn Oak	1028	GR	MDF MR E0	16	2400 x 1200	DS	992385	30	+	992966	992983
			V	MDF MR E0	16	2400 x 1200	DS	992404	30	+	992971	992988
	Baikal	B80	P	MDF MR E0	16	2400 x 1200	DS	969613	30	+	967989	968008
	Birch	BI	P	MDF MR E0	16	2400 x 1200	DS	947929	30	-	906235	906206
			GR	MDF MR E0	16	2400 x 1200	DS	992383	30	+	992979	992996
	Black	BF	P	MDF MR E0	16	2400 x 1200	DS	947838	30	+	910199	810318
			V	MDF MR E0	16	2400 x 1200	DS	947949	30	-	934561	934579
	Bliss Cinder	BC5	V	MDF MR E0	16	2400 x 1200	DS	947948	30	-	934560	934578
	Bliss Shitake	BS7	V	MDF MR E0	16	2400 x 1200	DS	947840	30	+	993016	993035
	Blue Moon	BM2	P	MDF MR E0	16	2400 x 1200	DS	947840	30	+	993016	993035
	Bluegrass	1005	V	MDF MR E0	16	2400 x 1200	DS	991601	30	-	992700	991614
	Bodega Oak	1009	G	MDF MR E0	16	2400 x 1200	DS	992379	30	-	992976	992993
			GR	MDF MR E0	16	2400 x 1200	DS	992386	30	-	992967	992984
			V	MDF MR E0	16	2400 x 1200	DS	992405	30	+	992972	992989
	Brushed Nickel	BN3	GR	MDF MR E0	16	2400 x 1200	DS	992493	30	■	992999	993018
			P	MDF MR E0	16	2400 x 1200	DS	969605	30	-	967991	968010
	Brushed Silver	BS1	GR	MDF MR E0	16	2400 x 1200	DS	992494	30	■	993000	993019
			P	MDF MR E0	16	2400 x 1200	DS	969738	30	-	910236	910225
	Cappuccino	C22	P	MDF MR E0	16	2400 x 1200	DS	947844	30	-	910209	887267
	Champagne	CC	P	MDF MR E0	16	2400 x 1200	DS	947906	30	-	910202	877828
	Char Blue	CF	P	MDF MR E0	16	2400 x 1200	DS	947907	30	+	910210	910191
	Charred Oak	CHO	GR	MDF MR E0	16	2400 x 1200	DS	992387	30	-	993002	993021
			V	MDF MR E0	16	2400 x 1200	DS	947935	30	-	906242	906212
	Charred Woodline	CWL	V	MDF MR E0	16	2400 x 1200	DS	969610	30	-	968001	968020
	Cherry	C21	V	MDF MR E0	16	2400 x 1200	DS	947842	30	+	910238	882054
	Cinnamon Ash	CIH	V	MDF MR E0	16	2400 x 1200	DS	969603	30	-	968003	968022
	Crystal White	CWI	P	MDF MR E0	16	2400 x 1200	DS	969611	30	+	967848	967849
Cuban Wood	CUW	GR	MDF MR E0	16	2400 x 1200	DS	992388	30	■	993003	993022	
		V	MDF MR E0	16	2400 x 1200	DS	969621	30	-	968005	968024	
Dawn Grey	DI	P	MDF MR E0	16	2400 x 1200	DS	947908	30	+	992598	992597	
Deep Anthracite	DA1	P	MDF MR E0	16	2400 x 1200	DS	947836	30	+	910200	886126	
Deep Sea	1007	P	MDF MR E0	16	2400 x 1200	DS	991669	30	-	992701	991696	
Doe Skin	DO6	P	MDF MR E0	16	2400 x 1200	DS	947922	30	-	906220	906132	

TYPE	COLOUR DESCRIPTION	COLOUR CODE	FINISH CODE	SUBSTRATE	THICKNESS (MM)	SHEET SIZE (MM)	FACE	PROD CODE	PACK SIZE	STOCKED IN	SUGGESTED EDGING*	
											25MT	100MT
DECORATED MDF	Finesse Sand	FS8	V	MDF MR E0	16	2400 x 1200	DS	969607	30	-	967993	968012
	Finesse Taupe	FT4	V	MDF MR E0	16	2400 x 1200	DS	969606	30	-	967995	968014
	Gentle Beige	GB2	G	MDF MR E0	16	2400 x 1200	DS	992869	30	-	954714	954700
			P	MDF MR E0	16	2400 x 1200	DS	947848	30	+	909167	909149
	Gentle Oak	1008	V	MDF MR E0	16	2400 x 1200	DS	992406	30	-	993012	993031
	Golden Beech	GB1	V	MDF MR E0	16	2400 x 1200	DS	947847	30	+	909180	909161
	Golden Oak	1045	GR	MDF MR E0	16	2400 x 1200	DS	403727	30	+	403742	403753
			V	MDF MR E0	16	2400 x 1200	DS	403722	30	+	403748	403759
	Graphite	GAG	P	MDF MR E0	16	2400 x 1200	DS	947895	30	+	910211	910192
	Grassland	1042	V	MDF MR E0	16	2400 x 1200	DS	403718	30	+	403744	403755
	Habitat	H12	GR	MDF MR E0	16	2400 x 1200	DS	992389	30	■	993004	993023
			V	MDF MR E0	16	2400 x 1200	DS	947942	30	-	934553	934571
	Idyllic	I21	G	MDF MR E0	16	2400 x 1200	DS	954573	30	■	954713	954699
			V	MDF MR E0	16	2400 x 1200	DS	947943	30	+	934554	934572
	Iron Ore	IO1	P	MDF MR E0	16	2400 x 1200	DS	947853	30	+	910214	882907
	Lemon Tree	LTR	V	MDF MR E0	16	2400 x 1200	DS	947856	30	-	910243	882374
	Malibu	M87	G	MDF MR E0	16	2400 x 1200	DS	992870	30	+	968085	968093
			P	MDF MR E0	16	2400 x 1200	DS	969612	30	+	967988	968007
	Mellow Oak	1046	GR	MDF MR E0	16	2400 x 1200	DS	403726	30	+	403741	403752
			V	MDF MR E0	16	2400 x 1200	DS	403721	30	+	403747	403758
	Mist Grey	MG6	G	MDF MR E0	16	2400 x 1200	DS	992868	30	-	939775	939766
			P	MDF MR E0	16	2400 x 1200	DS	947861	30	+	910204	910187
	Mocha Firwood	MF7	GR	MDF MR E0	16	2400 x 1200	DS	992391	30	■	993006	993025
			V	MDF MR E0	16	2400 x 1200	DS	969619	30	-	968006	968025
	Mulga	M17	G	MDF MR E0	16	2400 x 1200	DS	992867	30	-	992696	992702
			P	MDF MR E0	16	2400 x 1200	DS	947863	30	+	995799	995798
	Natale Walnut	1019	G	MDF MR E0	16	2400 x 1200	DS	992380	30	■	992977	992994
			GR	MDF MR E0	16	2400 x 1200	DS	992392	30	-	992968	992985
			V	MDF MR E0	16	2400 x 1200	DS	992407	30	+	992973	992990
	Natural Oak	NAO	GR	MDF MR E0	16	2400 x 1200	DS	992393	30	-	993007	993026
			V	MDF MR E0	16	2400 x 1200	DS	947925	30	+	906227	906198
Olivette	1020	V	MDF MR E0	16	2400 x 1200	DS	992401	30	+	993017	993036	
Opal Grey	O2	P	MDF MR E0	16	2400 x 1200	DS	947875	30	+	910205	910189	
Provincial Walnut	1044	V	MDF MR E0	16	2400 x 1200	DS	403723	30	+	403749	403760	
Refined Oak	REO	GR	MDF MR E0	16	2400 x 1200	DS	992394	30	-	993008	993027	
		V	MDF MR E0	16	2400 x 1200	DS	947890	30	+	910246	874982	

LAMINEX

FORMICA

SURROUND BY LAMINEX

FUSION

TRADE ESSENTIALS

HI-MACS

ESSASTONE



FINISHES LEGEND: AR AR Plus G Gloss GR Grain M Metallic P Pearl V Velvet VL Velour

Colour code on merchandising chips will not always match with the codes in this national availability guide. Cut to Size options also available – see page 82. Stocking in line with parent product size. * The edging tape is not an exact match. Please familiarise yourself with the colour match before placing an order. By placing an order you accept the slight colour variation which is not a defect.



Decorated MDF



STOCK AVAILABILITY + STOCKED IN EVERY STATE □ EX. SYDNEY AND MELBOURNE WITH SELECT ITEMS ALSO STOCKED IN OTHER DC'S ■ EX. MELBOURNE ✦ MADE TO ORDER

TYPE	COLOUR DESCRIPTION	COLOUR CODE	FINISH CODE	SUBSTRATE	THICKNESS (MM)	SHEET SIZE (MM)	FACE	PROD CODE	PACK SIZE	STOCKED IN	SUGGESTED EDGING*	
											25MT	100MT
DECORATED MDF	Riverside	1041	V	MDF MR E0	16	2400 x 1200	DS	403719	30	+	403745	403756
	Rock Salt	RSA	V	MDF MR E0	16	2400 x 1200	DS	947900	30	□	910247	882051
	Sandy Birch	1002	V	MDF MR E0	16	2400 x 1200	DS	991604	30	□	992697	991610
	Sapporo Oak	1023	GR	MDF MR E0	16	2400 x 1200	DS	992395	30	□	992969	992986
			V	MDF MR E0	16	2400 x 1200	DS	992408	30	□	992974	992991
	Sarum Grey	SGA	P	MDF MR E0	16	2400 x 1200	DS	969614	30	+	967990	968009
	Sarum Strand	SRS	V	MDF MR E0	16	2400 x 1200	DS	969616	30	□	967998	968017
	Seal Grey	SG5	P	MDF MR E0	16	2400 x 1200	DS	947868	30	+	910201	882373
	Shadow Walnut	1043	V	MDF MR E0	16	2400 x 1200	DS	403724	30	+	403750	403761
	Silky Maple	1001	V	MDF MR E0	16	2400 x 1200	DS	991605	30	□	992773	991611
			GR	MDF MR E0	16	2400 x 1200	DS	991603	30	■	993009	993028
	Silver Riftwood	1004	V	MDF MR E0	16	2400 x 1200	DS	991606	30	□	992698	991612
			SIS	V	MDF MR E0	16	2400 x 1200	DS	947814	30	□	909183
	Silver Strata	SIS	V	MDF MR E0	16	2400 x 1200	DS	947814	30	□	909183	909164
	Simply White	1040	V	MDF MR E0	16	2400 x 1200	DS	403717	30	+	403743	403754
	Snow Ash	1029	V	MDF MR E0	16	2400 x 1200	DS	992409	30	□	993013	993032
	Snowdrift	SAN	G	MDF MR E0	16	2400 x 1200	DS	992872	30	+	991701	939769
			P	MDF MR E0	16	2400 x 1200	DS	947910	30	+	910206	877827
	Soft Oak	1047	GR	MDF MR E0	16	2400 x 1200	DS	403725	30	+	403740	403751
			V	MDF MR E0	16	2400 x 1200	DS	403720	30	+	403746	403757
	South West Jarrah	SJA	V	MDF MR E0	16	2400 x 1200	DS	947870	30	+	910249	910227
	Stony Grey	1024	V	MDF MR E0	16	2400 x 1200	DS	992402	30	□	992980	992997
	Storm	S2	P	MDF MR E0	16	2400 x 1200	DS	947911	30	+	910218	888262
	Streetlight	SAM	P	MDF MR E0	16	2400 x 1200	DS	947912	30	□	910219	887046
	Tasmanian Ash	TX0	V	MDF MR E0	16	2400 x 1200	DS	947891	30	□	910251	910228
	Tassie Oak	1026	G	MDF MR E0	16	2400 x 1200	DS	992382	30	□	992978	992995
			GR	MDF MR E0	16	2400 x 1200	DS	992397	30	+	992970	992987
			V	MDF MR E0	16	2400 x 1200	DS	992410	30	+	992975	992992
Teal	1006	V	MDF MR E0	16	2400 x 1200	DS	991602	30	□	992596	991615	
Warm White	WAW	G	MDF MR E0	16	2400 x 1200	DS	992871	30	+	991702	939756	
		GR	MDF MR E0	16	2400 x 1200	DS	992384	30	□	992981	992998	
		P	MDF MR E0	16	2400 x 1200	DS	947913	30	+	910207	877826	
Washed Knotty Ash	1003	V	MDF MR E0	16	2400 x 1200	DS	991607	30	□	992699	991613	

LAMINEX

FORMICA

SURROUND BY LAMINEX

FUSION

TRADE ESSENTIALS

HI-MACS

ESSASTONE



FINISHES LEGEND: AR AR Plus G Gloss GR Grain M Metallic P Pearl V Velvet VL Velour

Colour code on merchandising chips will not always match with the codes in this national availability guide. Cut to Size options also available – see page 82. Stocking in line with parent product size. * The edging tape is not an exact match. Please familiarise yourself with the colour match before placing an order. By placing an order you accept the slight colour variation which is not a defect.



Decorated Particleboard, EasyFit



STOCK AVAILABILITY + STOCKED IN EVERY STATE □ EX. SYDNEY AND MELBOURNE WITH SELECT ITEMS ALSO STOCKED IN OTHER DC'S ■ EX. MELBOURNE ✦ MADE TO ORDER

TYPE	COLOUR DESCRIPTION	COLOUR CODE	FINISH CODE	SUBSTRATE	THICKNESS (MM)	SHEET SIZE (MM)	FACE	PROD CODE	PACK SIZE	STOCKED IN	SUGGESTED EDGING*	
											25MT	100MT
DECORATED PARTICLEBOARD	Antique Wiluna White	AWI	P	PB MR	16	2400 x 1200	DS	794378	30	□	910198	813218
				PB STD	16	2400 x 1200	DS	992496	30	■	910198	813218
				PB STD	16	3600 x 1200	DS	793345	30	■	910198	813218
	Asphalt	ASP	P	PB MR	16	2400 x 1200	DS	971056	30	+	909179	909160
				PB STD	16	2400 x 1200	DS	992415	30	+	992966	992983
	Autumn Oak	1028	GR	PB STD	16	2400 x 1200	DS	992425	30	□	992966	992983
				PB STD	16	3600 x 1200	DS	992413	30	□	992979	992996
	Black	BF	GR	PB STD	16	2400 x 1200	DS	992413	30	□	992979	992996
				PB STD	16	3600 x 1200	DS	992423	30	■	992979	992996
				PB MR	16	2400 x 1200	DS	793479	30	+	910199	810318
			P	PB MR	16	2400 x 1800	DS	793480	30	+	910199	810318
				PB MR	16	3600 x 1200	DS	967530	30	+	910199	810318
				PB MR	16	3600 x 1800	DS	883194	20	+	910199	810318
	Bliss Cinder	BC5	V	PB MR	16	2400 x 1200	DS	933130	30	□	934561	934579
	Bliss Shitake	BS7	V	PB MR	16	2400 x 1200	DS	933129	30	□	934560	934578
				PB STD	16	2400 x 1200	DS	992497	30	■	934560	934578
	Bodega Oak	1009	GR	PB STD	16	2400 x 1200	DS	992416	30	□	992967	992984
				PB STD	16	3600 x 1200	DS	992426	30	□	992967	992984
	Dawn Grey	DI	P	PB MR	16	2400 x 1200	DS	850199	30	□	992598	992597
	Deep Anthracite	DA1	P	PB MR	16	2400 x 1200	DS	793434	30	+	910200	886126
	Gentle Beige	GB2	P	PB MR	16	2400 x 1200	DS	793611	30	□	909167	909149
	Graphite	GAG	P	PB MR	16	2400 x 1200	DS	874598	30	□	910211	910192
	Iron Ore	IO1	P	PB MR	16	2400 x 1200	DS	974597	30	■	910214	882907
	Natale Walnut	1019	GR	PB STD	16	2400 x 1200	DS	992417	30	□	992968	992985
				PB STD	16	3600 x 1200	DS	992427	30	□	992968	992985
	Refined Oak	REC	GR	PB STD	16	2400 x 1200	DS	992418	30	□	993008	993027
				PB STD	16	3600 x 1200	DS	992428	30	□	993008	993027
	Sapporo Oak	1023	GR	PB STD	16	2400 x 1200	DS	992419	30	□	992969	992986
PB STD				16	3600 x 1200	DS	992429	30	■	992969	992986	
Seal Grey	SG5	P	PB MR	16	2400 x 1200	DS	794064	30	+	910201	882373	
Snowdrift	SAN	P	PB MR	16	2400 x 1200	DS	869528	30	+	910206	877827	
Stony Grey	1024	V	PB STD	16	2400 x 1200	DS	992421	30	□	992980	992997	
			PB STD	16	3600 x 1200	DS	992431	30	□	992980	992997	
Storm	S2	P	PB MR	16	2400 x 1200	DS	921425	30	+	910218	888262	
Tassie Oak	1026	GR	PB STD	16	2400 x 1200	DS	992420	30	□	992970	992987	
			PB STD	16	3600 x 1200	DS	992430	30	□	992970	992987	

TYPE	COLOUR DESCRIPTION	COLOUR CODE	FINISH CODE	SUBSTRATE	THICKNESS (MM)	SHEET SIZE (MM)	FACE	PROD CODE	PACK SIZE	STOCKED IN	SUGGESTED EDGING*	
											25MT	100MT
DECORATED PARTICLEBOARD	Warm White	WAW	GR	PB STD	16	2400 x 1200	DS	992414	30	□	992981	992998
				PB STD	16	3600 x 1200	DS	992424	30	□	992981	992998
				PB MR	16	2400 x 1200	DS	993330	30	+	910207	877826
			V	PB STD	16	2400 x 1200	DS	992422	30	□	910207	877826
				PB STD	16	3600 x 1200	DS	992432	30	■	910207	877826

EasyFit Benchtops

TYPE	COLOUR DESCRIPTION	COLOUR CODE	FINISH CODE	SUBSTRATE	THICKNESS (MM)	SHEET SIZE (MM)	FACE	PROD CODE	PACK SIZE	STOCKED IN
LAMINATE EASYFIT BENCHTOP	Autumn Oak	1028	VL	PB MR	34	1800 x 610	SS	994212	1	□
				PB MR	34	3600 x 610	SS	994219	1	□
				PB MR	34	3600 x 900	SS	994308	1	□
	Calacatta Gold	1016	VL	PB MR	34	1800 x 610	SS	994207	1	□
				PB MR	34	3600 x 610	SS	994214	1	+
				PB MR	34	3600 x 900	SS	994303	1	□
	Castille Gold	1013	VL	PB MR	34	1800 x 610	SS	994208	1	□
				PB MR	34	3600 x 610	SS	994215	1	□
	Darkside Marble	1017	VL	PB MR	34	3600 x 900	SS	994304	1	□
				PB MR	34	1800 x 610	SS	994209	1	□
	Grey Cement	1018	VL	PB MR	34	3600 x 610	SS	994216	1	+
				PB MR	34	1800 x 610	SS	994211	1	□
				PB MR	34	3600 x 900	SS	994307	1	□
	Natale Walnut	1019	VL	PB MR	34	1800 x 610	SS	994213	1	□
				PB MR	34	3600 x 610	SS	994220	1	□
				PB MR	34	3600 x 900	SS	994309	1	□
	Terrace Pearl	1011	VL	PB MR	34	1800 x 610	SS	994210	1	□
				PB MR	34	3600 x 610	SS	994217	1	+
				PB MR	34	3600 x 900	SS	994306	1	+

Please scan code to view Easyfit Benchtop installation guide



FINISHES LEGEND: AR AR Plus G Gloss GR Grain M Metallic P Pearl V Velvet VL Velour

Colour code on merchandising chips will not always match with the codes in this national availability guide. Cut to Size options also available – see page 82. Stocking in line with parent product size. * The edging tape is not an exact match. Please familiarise yourself with the colour match before placing an order. By placing an order you accept the slight colour variation which is not a defect.

LAMINEX

FORMICA

SURROUND BY LAMINEX

FUSION

TRADE ESSENTIALS

HI-MACS

ESSASTONE



Decorative Wall Panelling

- Fast and easy installation
- Pre-primed and ready to paint

Featuring contemporary and traditional designs, the MDF panels will add interest, texture and dimension to a wide range of commercial and residential projects.



The panels seamlessly connect via a tongue and groove system for ease of install, are designed to be used in a wide variety of interior applications and come pre-primed, ready to paint in your chosen colour.

Transform interiors using Surround by Laminex™

Decorative Wall Panelling 87

The designs of the Surround By Laminex™ range are protected by Australian Design Registrations.



A proud
Australian
manufacturer

For more information visit: surroundbylaminex.com.au





STOCK AVAILABILITY + STOCKED IN EVERY STATE ■ EX. SYDNEY AND MELBOURNE WITH SELECT ITEMS ALSO STOCKED IN OTHER DC'S ■ EX. MELBOURNE + MADE TO ORDER

RANGE	FACE	THICKNESS (MM)	SUBSTRATE	SHEET SIZE (MM)	COLOUR	FINISH	PROD CODE	PACK SIZE	STOCKED IN
CLASSIC VJ	CLASSIC VJ 100	9	MDF FR	2400 x 1200	Primed	Ready To Paint	998398	30	+
				3000 x 1200	Primed	Ready To Paint	998400	30	+
				3600 x 1200	Primed	Ready To Paint	998401	30	+
			MDF MR E0	900 x 1200	Primed	Ready To Paint	994347	30	+*
				2400 x 1200	Primed	Ready To Paint	994348	30	+*
				2700 x 1200	Primed	Ready To Paint	994349	30	+*
	CLASSIC VJ 200	12	MDF FR	2400 x 1200	Primed	Ready To Paint	402451	30	+
				3000 x 1200	Primed	Ready To Paint	402464	30	+
				3600 x 1200	Primed	Ready To Paint	402470	30	+
			MDF MR E0	2400 x 1200	Primed	Ready To Paint	402446	30	+*
				3000 x 1200	Primed	Ready To Paint	402459	30	+*
				3600 x 1200	Primed	Ready To Paint	402468	30	+*
HERITAGE	HERITAGE 150	9	MDF FR	2400 x 1200	Primed	Ready To Paint	998402	30	+
				3000 x 1200	Primed	Ready To Paint	998404	30	+
			MDF MR E0	900 x 1200	Primed	Ready To Paint	994351	30	+*
		2400 x 1200		Primed	Ready To Paint	994352	30	+*	
		3000 x 1200		Primed	Ready To Paint	994354	30	+*	
		BATTEN	BATTEN 25	12	MDF FR	2400 x 1200	Primed	Ready To Paint	998388
3000 x 1200	Primed					Ready To Paint	998389	30	+
MDF MR E0	900 x 1200				Primed	Ready To Paint	995842	30	+*
	2400 x 1200				Primed	Ready To Paint	995843	30	+*
BATTEN 75	12		MDF FR	2400 x 1200	Primed	Ready To Paint	402449	30	+
				3000 x 1200	Primed	Ready To Paint	402462	30	+
			MDF MR E0	2400 x 1200	Primed	Ready To Paint	402444	30	+*
				3000 x 1200	Primed	Ready To Paint	402457	30	+*
BATTEN 100	12		MDF FR	2400 x 1200	Primed	Ready To Paint	998386	30	+
				3000 x 1200	Primed	Ready To Paint	998387	30	+
			MDF MR E0	900 x 1200	Primed	Ready To Paint	995839	30	+*
				2400 x 1200	Primed	Ready To Paint	995840	30	+*
BATTEN 300	12	MDF FR	2400 x 1200	Primed	Ready To Paint	402450	30	+	
			3000 x 1200	Primed	Ready To Paint	402463	30	+	
			3600 x 1200	Primed	Ready To Paint	402469	30	+	
		MDF MR E0	2400 x 1200	Primed	Ready To Paint	402445	30	+*	
			3000 x 1200	Primed	Ready To Paint	402458	30	+*	
			3600 x 1200	Primed	Ready To Paint	402467	30	+*	

RANGE	FACE	THICKNESS (MM)	SUBSTRATE	SHEET SIZE (MM)	COLOUR	FINISH	PROD CODE	PACK SIZE	STOCKED IN
DEMI ROUND	DEMI ROUND 20	12	MDF FR	2400 x 1200	Primed	Ready To Paint	998392	30	+
				3000 x 1200	Primed	Ready To Paint	998393	30	+
			MDF MR E0	900 x 1200	Primed	Ready To Paint	995848	30	+*
	2400 x 1200			Primed	Ready To Paint	995849	30	+*	
	3000 x 1200			Primed	Ready To Paint	995850	30	+*	
	DEMI ROUND 40		MDF FR	2400 x 1200	Primed	Ready To Paint	998390	30	+
3000 x 1200		Primed		Ready To Paint	998391	30	+		
900 x 1200		Primed		Ready To Paint	995845	30	+*		
MDF MR E0		2400 x 1200	Primed	Ready To Paint	995846	30	+*		
		3000 x 1200	Primed	Ready To Paint	995847	30	+*		
		3000 x 1200	Primed	Ready To Paint	995847	30	+*		
FRENCH STRIPE	FRENCH STRIPE 30	12	MDF FR	2400 x 1200	Primed	Ready To Paint	402453	30	+
				3000 x 1200	Primed	Ready To Paint	402466	30	+
			MDF MR E0	2400 x 1200	Primed	Ready To Paint	402448	30	+*
				3000 x 1200	Primed	Ready To Paint	402461	30	+*
SCALLOP	SCALLOP 22.5	12	MDF FR	2400 x 1200	Primed	Ready To Paint	998396	30	+
				3000 x 1200	Primed	Ready To Paint	998397	30	+
			MDF MR E0	900 x 1200	Primed	Ready To Paint	995854	30	+*
				2400 x 1200	Primed	Ready To Paint	995855	30	+*
	SCALLOP 45	MDF FR	2400 x 1200	Primed	Ready To Paint	995856	30	+*	
			3000 x 1200	Primed	Ready To Paint	998394	30	+	
			2700 x 1200	Primed	Ready To Paint	402456	30	+	
		MDF MR E0	3000 x 1200	Primed	Ready To Paint	998395	30	+	
			900 x 1200	Primed	Ready To Paint	995851	30	+*	
			2400 x 1200	Primed	Ready To Paint	995852	30	+*	
	SCALLOP 135	MDF FR	2700 x 1200	Primed	Ready To Paint	402455	30	+*	
			3000 x 1200	Primed	Ready To Paint	995853	30	+*	
2400 x 1200			Primed	Ready To Paint	402452	30	+		
MDF MR E0		3000 x 1200	Primed	Ready To Paint	402465	30	+		
		2400 x 1200	Primed	Ready To Paint	402447	30	+*		
		3000 x 1200	Primed	Ready To Paint	402460	30	+*		

LAMINEX

FORMICA



FUSION

TRADE ESSENTIALS

HI-MACS

ESSASTONE



NEW – To view profiled sheets for use in joinery, see Laminex Profiled Cabinetry Sheets on page 73.

Slimline + SuperMatte.

Fusion™ harnesses cutting-edge technology to meet the growing desire for slimline benchtops and interior surfaces, with its highly durable fingerprint-resistant SuperMatte finish and colour-matched core producing a sleek. Seemingly homogenous surface material.

Composite Solid Surfaces 89


Become an Accredited Fusion Fabricator:

Fusion is sold exclusively to our network of accredited fabricators. To register your interest in becoming an accredited Fusion fabricator, visit <https://www.laminex.com.au/trade/brands/fusion/fabricator-eoi-form>



A proud
Australian
manufacturer

For more information visit: www.fusionsurfaces.com.au






STOCK AVAILABILITY + STOCKED IN EVERY STATE ■ EX. SYDNEY AND MELBOURNE WITH SELECT ITEMS ALSO STOCKED IN OTHER DC'S ■ EX. MELBOURNE ✦ MADE TO ORDER

TYPE	COLOUR DESCRIPTION	COLOUR CODE	FINISH CODE	THICKNESS (MM)	SHEET SIZE (MM)	FACE	PROD CODE	PACK SIZE	STOCKED IN
COMPOSITE SOLID SURFACE	Black	460	SMT	6	3600 x 750	DS	994270	10	■
					3600 x 1500	DS	992745	5	■
				13	3600 x 750	DS	994267	10	■
					3600 x 1500	DS	992735	5	□
	Pewter	329	SMT	6	3600 x 750	DS	994272	10	■
					3600 x 1500	DS	992747	5	■
				13	3600 x 750	DS	994269	10	■
					3600 x 1500	DS	992737	5	□
	White	200	SMT	6	3600 x 750	DS	994271	10	■
					3600 x 1500	DS	992746	5	■
				13	3600 x 750	DS	994268	10	■
					3600 x 1500	DS	992736	5	■

Edging Options



Black

Pewter

White

13mm Aris Edge


13mm Sharknose Edge

13mm Bullnose Edge

6mm Aris Edge

FINISHES LEGEND: SMT SuperMatte

Cut to size options available. Please contact Laminex for further information.



LAMINEX

FORMICA

SURROUND BY LAMINEX

FUSION

TRADE ESSENTIALS

HI-MACS

ESSASTONE



Wood Panelling Essentials

Trade Essentials® offers the largest range of wood panelling products and accessories in Australia. Choose from high quality, durable Fireguard MDF for wall linings, V-Lite PVC panels for outdoor kitchen carcasses or Plywood for a brand-new cubby house, our products are strong, stable, and reliable.

Particleboard Flooring	91	Plywood	95
Raw Particleboard	91	Laminate HPL	97
White Particleboard	92	Edging	97
Raw MDF	93	Other Products	97
White MDF	94		

For more information visit: [tradeessentials.com.au](https://www.tradeessentials.com.au)



Particleboard Flooring, Raw PB



STOCK AVAILABILITY + STOCKED IN EVERY STATE ■ EX. SYDNEY AND MELBOURNE WITH SELECT ITEMS ALSO STOCKED IN OTHER DC'S ■ EX. MELBOURNE + MADE TO ORDER

EnduraFloor by Laminex™ PARTICLEBOARD FLOORING*

TYPE	SUBSTRATE	THICKNESS (MM)	SHEET SIZE (MM)	COLOUR DESCRIPTION	PROD CODE	PACK SIZE	STOCKED IN
PARTICLEBOARD FLOORING	PB GREEN TONGUE	19	1195 x 800	Raw Moisture Resistant	994098	35	■
			3600 x 1200	Raw Moisture Resistant	787843	25	+
				Termite Treated	794432	25	+
			3600 x 800	Raw Moisture Resistant	787842	35	+
				Termite Treated	794431	35	+
			3600 x 900	Raw Moisture Resistant	986338	30	+
	Termite Treated	986339		30	+		
	PB BEIGE TONGUE	22	3600 x 1200	Raw Moisture Resistant	787846	25	+
				Termite Treated	794434	25	+
			3600 x 800	Raw Moisture Resistant	787845	25	+
				Termite Treated	840326	25	+
			3600 x 900	Raw Moisture Resistant	986340	30	+
Termite Treated				986341	30	+	
PB BROWN TONGUE	25	3600 x 600	Raw Moisture Resistant	862056	20	+	

Raw Particleboard (CONTINUED)

TYPE	SUBSTRATE	THICKNESS (MM)	SHEET SIZE (MM)	FINISH CODE	PROD CODE	PACK SIZE	STOCKED IN	
RAW PARTICLEBOARD	PB MR	18	3600 x 600	MR	708324	50	■	
			3600 x 1200	MR	708322	30	+	
			3600 x 1800	MR	708321	20	+	
			25	2400 x 1200	MR	750508	20	+
				3600 x 1200	MR	700625	20	+
				3600 x 1800	MR	700626	15	+
		27.4	1985 x 766	MR	884245	30	+	
			1990 x 766	MR	805928	30	+	
			2400 x 900	MR	986743	30	■	
		27.6	1800 x 1200	MR	979854	20	+	
				2400 x 900	MR	793932	30	■
		30	2400 x 900	MR	968230	20	+	
				MR	708345	20	+	
		33	2400 x 900	MR	708337	20	+	
				MR	793973	20	■	
				MR	793984	20	■	
				MR	763600	20	+	
				MR	708348	20	+	
				MR	708335	20	+	
			3600 x 1200	MR	708334	15	+	
				MR	708333	10	+	
				MR	794020	10	+	
			38	3630 x 610	MR	856168	20	■
					MR	935819	40	■
			PB MR E0	18	3600 x 1800	MR	989388	20
		3600 x 1800			MR	869920	15	■
		3600 x 1800			MR	869921	10	■
		PB MR PREF EDGE	33	3600 x 607	MR	793728	20	■
				3600 x 900	MR	793729	10	■
		PB STD	9	2400 x 1200	UF	708151	60	■
				2400 x 1200	UF	708166	50	+
				2400 x 1800	UF	708171	50	+
			12	2400 x 1800	UF	708161	25	■
				2400 x 1200	UF	708188	50	+
				2400 x 1800	UF	708193	25	■

Raw Particleboard (CONTINUED)

TYPE	SUBSTRATE	THICKNESS (MM)	SHEET SIZE (MM)	FINISH CODE	PROD CODE	PACK SIZE	STOCKED IN	
RAW PARTICLEBOARD	PB STD	16	3600 x 450	UF	708187	60	■	
			3600 x 600	UF	708186	50	■	
			3600 x 1200	UF	708184	35	■	
			3600 x 1800	UF	708183	20	■	
			1800 x 600	UF	708221	40	+	
			1800 x 900	UF	708216	50	■	
		18	1800 x 1200	UF	708219	50	+	
			2400 x 900	UF	708215	50	+	
			2400 x 1200	UF	708214	40	+	
			2400 x 1800	UF	708220	25	+	
			2700 x 900	UF	710101	50	+	
			2700 x 1200	UF	708224	50	+	
			2700 x 1800	UF	708222	25	+	
			3000 x 1200	UF	791825	25	+	
			3600 x 450	UF	708213	50	■	
			3600 x 1200	UF	708210	25	■	
			3600 x 1800	UF	708209	20	+	
			25	2400 x 900	UF	708248	20	■
		2400 x 1200		UF	705074	20	+	
		2700 x 1200		UF	792066	20	■	
		2728 x 477		UF	792023	40	+	
		2728 x 780		UF	792043	24	+	
		2728 x 1009		UF	792051	20	■	
		30	3600 x 1800	UF	707820	15	■	
			2400 x 900	UF	792115	30	+	
			12	1200 x 450	UF	805770	60	■
				1200 x 600	UF	805771	60	■
				1800 x 450	UF	805772	60	■
			16	1800 x 600	UF	805773	60	■
		1800 x 600		UF	805781	60	■	
		2400 x 450		UF	805784	60	■	
		2400 x 600		UF	852019	30	■	
		2400 x 600		UF	805795	40	■	
		3600 x 600		UF	805798	40	■	

Raw Particleboard

TYPE	SUBSTRATE	THICKNESS (MM)	SHEET SIZE (MM)	FINISH CODE	PROD CODE	PACK SIZE	STOCKED IN	
RAW PARTICLEBOARD	PB MR	9	3600 x 1800	MR	766371	50	+	
			12	2400 x 1200	MR	711237	50	■
				2400 x 1200	MR	708309	50	+
			16	2400 x 1800	MR	708314	30	■
				2700 x 1200	MR	720555	50	+
				3600 x 600	MR	708308	50	■
		3600 x 1200		MR	708306	35	+	
		18	3600 x 1800	MR	708305	20	+	
			2400 x 1200	MR	708325	40	+	
			2400 x 1800	MR	708329	30	■	
			2700 x 1200	MR	793874	50	+	

FINISHES LEGEND: DT Decortext F Flint G Gloss MT Matt P Pearl S Satin T Texture U No Finish V Velvet

*900mm wide flooring available NSW, QLD, VIC, ACT, TAS only. 800mm wide flooring available WA, SA, NT only.

LAMINEX

FORMICA

SURROUND BY LAMINEX

FUSION

TRADE ESSENTIALS

HI-MACS

ESSASTONE





STOCK AVAILABILITY + STOCKED IN EVERY STATE □ EX. SYDNEY AND MELBOURNE WITH SELECT ITEMS ALSO STOCKED IN OTHER DC'S ■ EX. MELBOURNE + MADE TO ORDER

TYPE	SUBSTRATE	THICKNESS (MM)	SHEET SIZE (MM)	FACE	COLOUR DESCRIPTION	FINISH CODE	PROD CODE	PACK SIZE	STOCKED IN
WHITE PARTICLEBOARD	PB MR	9	2400 x 1200	DS	TE White	DT	727196	40	□
			3600 x 1800	DS	TE White	DT	752713	30	■
		12	2400 x 1200	DS	TE White	DT	701291	35	+
			2400 x 1800	DS	TE White	DT	701290	35	□
			3600 x 1200	DS	TE White	DT	713210	35	□
			3600 x 1800	DS	TE White	DT	713209	25	□
			2400 x 1200	DS	TE White	DT	706838	30	+
		16	2400 x 1800	DS	TE White	DT	706840	30	+
			3600 x 600	DS	TE White	DT	706837	60	□
			3600 x 1200	DS	TE White	DT	706836	30	+
			3600 x 1800	DS	TE White	DT	706839	20	+
		18	2400 x 1200	DS	TE White	DT	706854	25	+
			2400 x 1800	DS	TE White	DT	706856	25	+
			3600 x 1200	DS	TE White	DT	706852	25	+
			3600 x 1800	DS	TE White	DT	706855	20	+
			2400 x 1200	DS	TE White	DT	730915	20	+
		25	2400 x 1800	DS	TE White	DT	740865	20	+
			3600 x 1200	DS	TE White	DT	730914	15	+
			3600 x 1800	DS	TE White	DT	716715	15	+
			3660 x 1840	SS	Aquaban White	P	813835	15	+
			2400 x 1200	DS	TE White	DT	794226	10	+
		33	2400 x 1800	DS	TE White	DT	853474	10	■
			3600 x 600	SS	Aquaban White	F	711285	30	+
			3600 x 610	SS	Aquaban White	P	876770	20	+
			3600 x 900	SS	Aquaban White	F	711284	16	+
			3600 x 900	SS	Aquaban White	P	876768	20	+
			3600 x 1200	SS	Aquaban White	F	720639	10	+
			3600 x 1800	DS	TE White	DT	721800	10	+
			3600 x 1800	SS	Aquaban White	F	711283	10	+
			3660 x 1840	SS	Aquaban White	F	806930	10	+

TYPE	SUBSTRATE	THICKNESS (MM)	SHEET SIZE (MM)	FACE	COLOUR DESCRIPTION	FINISH CODE	PROD CODE	PACK SIZE	STOCKED IN	
WHITE PARTICLEBOARD	PB MR	38	3600 x 610	SS	Aquaban White	F	909346	30	□	
			3600 x 910	SS	Aquaban White	F	909347	10	□	
			3600 x 1200	SS	Aquaban White	F	840808	10	□	
			3630 x 1840	SS	Aquaban White	F	840807	10	+	
			2400 x 1200	DS	TE White	DT	906047	30	+	
	PB MR EO	16	2400 x 1800	DS	TE White	DT	887879	30	+	
			2400 x 1200	DS	TE White	DT	942877	25	■	
		18	3600 x 1800	DS	TE White	DT	914787	20	□	
			25	3630 x 1840	SS	Aquaban White	DT	975874	15	□
	PB MR RET SHELV	16	38	3660 x 1840	SS	Aquaban White	F	949211	10	+
			1800 x 295	DS	TE White	DT	844061	60	■	
			1800 x 445	DS	TE White	DT	844060	60	■	
			1800 x 595	DS	TE White	DT	844059	60	■	
			2400 x 295	DS	TE White	DT	844058	60	□	
		2400 x 445	DS	TE White	DT	844057	60	□		
		2400 x 595	DS	TE White	DT	844056	60	+		
		3600 x 295	DS	TE White	DT	844055	60	□		
		3600 x 445	DS	TE White	DT	844054	60	+		
		3600 x 595	DS	TE White	DT	844053	60	+		
	PB MR SHELV	16	3600 x 550	DS	TE White	DT	971121	60	■	
			3600 x 600	DS	TE White	DT	971122	60	■	
	PB STD	9	2400 x 1200	DS	TE White	DT	709558	40	■	
			2400 x 1800	DS	TE White	DT	709556	40	□	
			2400 x 1200	DS	TE White	DT	706730	35	□	
			2400 x 1800	DS	TE White	DT	706729	35	■	
		12	3600 x 1200	DS	TE White	DT	706726	35	■	
			3600 x 1800	DS	TE White	DT	706725	25	■	
			2400 x 1200	DS	TE White	DT	706767	30	+	
			2400 x 1800	DS	TE White	DT	706766	30	+	
			3600 x 1200	DS	TE White	DT	706763	30	□	

TYPE	SUBSTRATE	THICKNESS (MM)	SHEET SIZE (MM)	FACE	COLOUR DESCRIPTION	FINISH CODE	PROD CODE	PACK SIZE	STOCKED IN		
WHITE PARTICLEBOARD	PB STD	16	3600 x 1800	DS	TE White	DT	706762	20	+		
			2400 x 1200	DS	TE White	DT	706797	25	■		
		18	2400 x 1800	DS	TE White	DT	706796	25	■		
			3600 x 1200	DS	TE White	DT	706793	25	■		
			3600 x 1800	DS	TE White	DT	706792	20	□		
			2400 x 1800	DS	TE White	DT	715308	20	+		
		25	3600 x 1800	DS	TE White	DT	700978	15	□		
			33	2400 x 1800	DS	TE White	DT	792924	20	■	
				1200 x 295	DS	TE White	DT	951323	60	■	
		PB STD RT SHELV	16	1200 x 445	DS	TE White	DT	951324	60	□	
	1200 x 595			DS	TE White	DT	951483	60	□		
	1800 x 295			DS	TE White	DT	951325	60	□		
	1800 x 445			DS	TE White	DT	951326	60	□		
	1800 x 595			DS	TE White	DT	951327	60	+		
	2400 x 445			DS	TE White	DT	989450	60	+		
	2400 x 595		DS	TE White	DT	951330	60	+			
			DS	TE White	DT	951331	60	■			
			SYS 32 DRILL	16	2000 x 445	DS	TE White	DT	976234	60	+
					SYS 32 DRILL RT	16	1800 x 445	DS	TE White	DT	951319
	1800 x 595	DS					TE White	DT	951320	30	■
	2400 x 445	DS	TE White	DT			951321	30	■		
	2400 x 595	DS	TE White	DT	951322	30	■				

FINISHES LEGEND: DT Decortext F Flint G Gloss MT Matt P Pearl S Satin T Texture U No Finish V Velvet

LAMINEX

FORMICA

SURROUND BY LAMINEX

FUSION

TRADE ESSENTIALS

HI-MACS

ESSASTONE





STOCK AVAILABILITY + STOCKED IN EVERY STATE □ EX. SYDNEY AND MELBOURNE WITH SELECT ITEMS ALSO STOCKED IN OTHER DC'S ■ EX. MELBOURNE + MADE TO ORDER

TYPE	SUBSTRATE	THICKNESS (MM)	SHEET SIZE (MM)	FINISH CODE	PROD CODE	PACK SIZE	STOCKED IN
RAW MDF	MDF FR	9	2400 x 1200	MR	994288	60	+
			3050 x 1200	MR	994289	60	□
			3600 x 1200	MR	994340	60	■
		12	2400 x 1200	MR	994290	50	+
			3050 x 1200	MR	994291	40	□
			3600 x 1200	MR	994342	30	■
		18	2400 x 1200	MR	994294	40	+
			3050 x 1200	MR	994295	30	□
			3600 x 1200	MR	994346	30	□
	MDF MR E0	9	2400 x 1200	MR	936281	60	+
			2700 x 1200	MR	951300	60	+
			3000 x 1200	MR	951301	60	+
			3600 x 1200	MR	952324	60	+
			3600 x 1800	MR	952325	35	□
		12	2400 x 1200	MR	936283	50	+
			2700 x 1200	MR	951302	30	□
			3600 x 1200	MR	952335	30	+
			3600 x 1800	MR	948566	25	+
			5410 x 1230	MR	952451	37	+
		16	2400 x 1200	MR	936284	50	+
			2400 x 1800	MR	936286	25	□
			2700 x 1200	MR	951303	30	+
			3000 x 1200	MR	951304	30	+
			3600 x 1200	MR	948568	30	+
18	3600 x 1800	MR	949208	20	+		
	2400 x 1200	MR	881349	40	+		
	2400 x 1800	MR	869800	25	□		
	2700 x 1200	MR	951305	30	+		
	3000 x 1200	MR	951307	30	+		
	3600 x 1200	MR	945891	30	+		
	3600 x 1800	MR	935523	20	+		
25	5410 x 1230	MR	952454	25	+		
	2400 x 1200	MR	936287	20	+		
	2400 x 1800	MR	936289	20	□		
			2700 x 1200	MR	948571	20	□

TYPE	SUBSTRATE	THICKNESS (MM)	SHEET SIZE (MM)	FINISH CODE	PROD CODE	PACK SIZE	STOCKED IN
RAW MDF	MDF MR E0	25	3600 x 1200	MR	948572	20	+
			3600 x 1800	MR	948573	15	□
			5410 x 1230	MR	951832	15	+
			2400 x 1200	MR	871590	20	+
		32	2400 x 1800	MR	869799	18	□
			2700 x 1200	MR	871591	20	□
			3600 x 1200	MR	869801	20	+
			3600 x 1800	MR	951807	10	+
			5400 x 1200	MR	951833	10	□
	MDF MR E0 LONGC	9	2400 x 1200	MR	952346	20	+
	MDF MR E0 XCUT	9	2400 x 1200	MR	952348	20	+
	MDF STD E0	3	2400 x 1200	UF	936273	150	+
			2400 x 1800	UF	952339	150	□
			2700 x 1200	UF	951312	150	□
		4.75	3600 x 1200	UF	952336	150	□
			3600 x 1800	UF	970004	100	□
			2400 x 900	UF	952354	80	□
			2400 x 1200	UF	952358	80	+
			2400 x 1800	UF	952351	80	■
			2440 x 1220	UF	952468	80	+
			2700 x 1200	UF	952462	80	□
			2745 x 1220	UF	952471	80	+
			3600 x 1200	UF	952326	80	□
		6	3600 x 1800	UF	952329	64	■
2400 x 1200			UF	951314	80	+	
2400 x 1800			UF	952333	50	+	
2700 x 1200	UF		952359	80	□		
3600 x 1200	UF		952331	80	+		
3600 x 1800	UF		952332	50	+		
7.5	2400 x 1200	UF	951762	50	■		
	3600 x 1200	UF	952309	50	■		
	2400 x 900	UF	952345	60	□		
9	2400 x 1200	UF	936274	60	+		
	2400 x 1800	UF	936275	35	□		

TYPE	SUBSTRATE	THICKNESS (MM)	SHEET SIZE (MM)	FINISH CODE	PROD CODE	PACK SIZE	STOCKED IN
RAW MDF	MDF STD E0	9	2700 x 1200	UF	951821	60	+
			3000 x 1200	UF	951825	60	□
			3600 x 1200	UF	952342	60	+
			3600 x 1800	UF	952307	35	+
			2400 x 1200	UF	936276	50	+
			2400 x 1800	UF	936277	25	□
		12	2700 x 1200	UF	952312	40	+
			3000 x 1200	UF	952327	40	□
			3600 x 1200	UF	950109	30	+
			3600 x 1800	UF	951184	25	+
			2400 x 1200	UF	952413	50	+
			2400 x 1800	UF	952412	25	□
		16	2700 x 1200	UF	952314	40	+
			3000 x 1200	UF	952363	30	□
			3600 x 450	UF	951773	60	■
			3600 x 1200	UF	951767	30	+
			3600 x 1800	UF	951757	20	+
			2400 x 1200	UF	952411	40	+
	18	2400 x 1800	UF	952414	25	+	
		2700 x 1200	UF	952316	40	+	
		3000 x 1200	UF	952318	30	□	
		3600 x 1200	UF	881350	30	+	
		3600 x 1800	UF	952410	20	+	
		2400 x 1200	UF	936278	20	+	
	25	2400 x 1800	UF	952409	20	□	
		2700 x 1200	UF	952320	20	□	
		3600 x 1200	UF	951510	20	+	
		3600 x 1800	UF	860453	15	+	
		2400 x 1200	UF	871589	20	+	
		2400 x 1800	UF	936280	18	■	
	32	2700 x 1200	UF	952323	20	□	
		3600 x 1200	UF	881351	20	+	
		3600 x 1800	UF	860456	10	□	

LAMINEX

FORMICA

SURROUND BY LAMINEX

FUSION

TRADE ESSENTIALS

HI-MACS

ESSASTONE



LEGEND: MR Moisture Resistant



STOCK AVAILABILITY + STOCKED IN EVERY STATE □ EX. SYDNEY AND MELBOURNE WITH SELECT ITEMS ALSO STOCKED IN OTHER DC'S ■ EX. MELBOURNE + MADE TO ORDER

TYPE	SUBSTRATE	THICKNESS (MM)	SHEET SIZE (MM)	FACE	COLOUR DESCRIPTION	FINISH CODE	PROD CODE	PACK SIZE	STOCKED IN
WHITE MDF	DS SELECT GRADE	16	2400 x 1200	DS	TE White	S	948656	30	+
		18	2400 x 1200	DS	TE White	S	965069	25	+
			3600 x 1200	DS	TE White	V	948658	25	□
	MDF MR E0	9	2400 x 1200	DS	White	S	948122	40	□
			2400 x 1200	DS	TE White	S	948643	35	□
		12	2400 x 1200	DS	White	S	948112	35	□
			3600 x 1800	DS	White	S	948123	20	□
			2400 x 1200	DS	TE White	DT	948682	30	+
		16	2400 x 1200	DS	TE White	G	948663	30	+
			2400 x 1200	DS	TE White	S	948644	30	+
			2400 x 1200	DS	White	S	948059	30	+
			2400 x 1800	DS	TE White	DT	948667	20	□
			3600 x 1200	DS	TE White	S	948645	30	□
			3600 x 1200	DS	White	S	948058	20	□
			3600 x 1800	DS	White	S	948117	20	+
			2400 x 1200	DS	TE White	DT	948686	25	□
			2400 x 1200	DS	TE White	G	948664	25	■
			2400 x 1200	DS	TE White	S	919017	25	+
			2400 x 1200	DS	TE White	V	948649	25	□
		18	2400 x 1200	DS	White	S	906493	25	+
			2400 x 1800	DS	TE White	S	965459	20	□
			2400 x 1800	DS	White	S	948034	20	+
			3100 x 1200	DS	TE White	S	974468	25	■
			3600 x 1200	DS	TE White	S	948646	25	+
			3600 x 1200	DS	TE White	V	948650	25	□
			3600 x 1200	DS	White	S	942864	20	+
			3600 x 1800	DS	TE White	S	970665	20	+
			3600 x 1800	DS	White	S	948075	15	+
			21	2400 x 1200	DS	White	S	948124	20
		25	2400 x 1200	DS	TE White	DT	948687	20	□
	2400 x 1200		DS	TE White	S	919018	20	+	
	2400 x 1200		DS	White	S	948052	20	+	
	3600 x 1200		DS	TE White	S	967500	10	□	
	3600 x 1800		DS	White	S	948118	10	+	

TYPE	SUBSTRATE	THICKNESS (MM)	SHEET SIZE (MM)	FACE	COLOUR DESCRIPTION	FINISH CODE	PROD CODE	PACK SIZE	STOCKED IN	
WHITE MDF	MDF MR E0	32	2400 x 1200	DS	White	S	948113	10	+	
			3600 x 1200	DS	White	S	948114	10	+	
			3600 x 1800	DS	White	S	948120	10	+	
	MDF MR E0 NSPOT	18	2400 x 1200	DS	White	S	991579	25	+	
			3600 x 1200	DS	White	S	991580	25	□	
	MDF MR E0 SPOT	18	2400 x 1200	DS	Black	S	986271	25	□	
			2400 x 1200	DS	TE White	S	970287	25	□	
	MDF MR E0 SPOTF	18	2400 x 1200	DS	TE White	S	984206	20	□	
			2400 x 1200	DS	TE White	S	988816	25	+	
	MDF STD E0	3	1830 x 1220	DS	TE White	G	868643	100	+	
			2400 x 760	SS	TE White	MT	710137	100	□	
			2400 x 1200	SS	TE White	MT	710136	100	+	
		9	2400 x 1200	DS	TE White	S	947119	40	□	
			12	2400 x 1200	DS	TE White	S	947120	35	■
			18	2400 x 1200	DS	TE White	S	947122	25	□
			25	2400 x 1200	DS	TE White	S	947124	20	■
		18	2400 x 1200	DS	TE White	S	983752	25	+	
			2400 x 1200	DS	White	S	948657	25	+	
		SS 04MM BOW SL	18	3600 x 1200	DS	TE White	S	970280	20	+
	2400 x 1200			SS	TE White	P	948653	25	■	
	SS 06MM BOW	18	3600 x 1200	SS	TE White	F	948696	20	□	
			2400 x 1200	SS	TE White	S	948701	25	□	
			3600 x 1200	SS	TE White	S	948702	20	□	
SS 10MM BOW FLP	18	2400 x 1200	SS	TE White	S	948703	20	□		
		3600 x 1200	SS	TE White	P	953003	25	□		

FINISHES LEGEND: DT Decortext F Flint G Gloss MT Matt P Pearl S Satin T Texture U No Finish V Velvet

LAMINEX

FORMICA

SURROUND BY LAMINEX

FUSION

TRADE ESSENTIALS

HI-MACS

ESSASTONE





STOCK AVAILABILITY ⊕ STOCKED IN EVERY STATE □ EX. SYDNEY AND MELBOURNE WITH SELECT ITEMS ALSO STOCKED IN OTHER DC'S ■ EX. MELBOURNE ❖ MADE TO ORDER

APPLICATION	STRENGTH	PRODUCT TYPE	BOND	GRADE	SPECIES	THICKNESS (MM)	SHEET SIZE (MM)	PROD CODE	PACK SIZE	STOCKED IN	
NON STRUCTURAL	DECORATIVE	Bending Plywood	C Bond	BB/CC	Mixed Hardwood	5	1220 x 2440	963608	180	⊕	
							2440 x 1220	963609	180	⊕	
						8	1220 x 2440	963610	130	□	
							2440 x 1220	963611	130	□	
				Non-Structural	BB/CC	Hoop Pine	4	1200 x 2400	402952	1	■
								2400 x 1200	402951	1	■
			HOOP INTERIOR Manufactured to AS/NZS 2270	C Bond	A/C	Hoop Pine	12	2400 x 1200	896534	40	■
							16	2400 x 1200	933782	20	■
		19					2400 x 1200	798847	20	■	
		25					2400 x 1200	882765	10	■	
		Interior Laminated Plywood	Non-Structural	Coated	Mirage Pearl	3.6	3050 x 1220	896540	240	□	
					White Embossed	3.2	2440 x 1220	914938	252	■	
					White Gloss		2440 x 1220	913933	252	■	
		Interior Plywood Lauan	C Bond	BB/CC	Lauan Mix Hardwood	3.6	2440 x 1220	960066	250	□	
						2.7	2440 x 1220	948436	50	■	
		Interior Polyester Plywood	Non-Structural	Coated	Grey Embossed	3.6	2440 x 1220	988661	252	□	
					White Matte	3.2	2440 x 1220	896541	252	■	
		MARINE Plywood Hoop Manufactured to AS2272	A Bond	A/A	Hoop Pine	19	2400 x 1200	931381	20	■	
							2400 x 1200	898782	10	■	
		MARINE Plywood Pink Species Manufactured to BS1088	WBP (Water boil proof) glue line	A/A	Mixed Hardwood	4	2440 x 1220	964369	200	■	
						6	2440 x 1220	964371	150	□	
						9	2440 x 1220	960067	100	□	
						12	2440 x 1220	960068	75	⊕	
						15	2440 x 1220	964372	60	□	
						18	2440 x 1220	960069	50	⊕	
25	2440 x 1220					964373	36	■			

APPLICATION	STRENGTH	PRODUCT TYPE	BOND	GRADE	SPECIES	THICKNESS (MM)	SHEET SIZE (MM)	PROD CODE	PACK SIZE	STOCKED IN
NON STRUCTURAL	NON-DECORATIVE	Exterior Hardwood	WBP (Water boil proof) glue line	BB/CC	Hoop Pine	6	2440 x 1220	963614	150	■
						9	2440 x 1220	963615	100	■
						15	2440 x 1220	963617	60	■
						18	2440 x 1220	963618	50	□
		Non Structural Film Face	WBP and/ or MUF Glue line	Coated	Black Mixed	12	2440 x 1220	979833	61	■
						17	2440 x 1220	963612	54	⊕
		Non Structural Plywood	A Bond	A/B	Radiata Pine	12	2440 x 1220	969758	80	□
						18	2440 x 1220	969760	54	□
						9	2400 x 1200	969767	108	■
						12	2400 x 1200	969768	80	■
						15	2400 x 1200	969769	65	■
						18	2400 x 1200	969770	54	□
				B/C	Pine	7	2400 x 1200	403092	60	■
							2400 x 1200	969773	140	⊕
						9	2400 x 1200	403093	50	■
						12	2400 x 1200	969774	108	□
				C/D	Pine	12	2400 x 1200	403094	36	■
						2400 x 1200	969775	80	⊕	
						15	2400 x 1200	403095	30	■
						2400 x 1200	969776	65	⊕	
		17	2400 x 1200			403096	26	□		
		18	2400 x 1200	969777	54	⊕				
		19	2400 x 1200	403097	23	■				
		25	2400 x 1200	403099	18	■				
			2400 x 1200	969779	39	□				

LAMINEX

FORMICA

SURROUND
BY LAMINEX

FUSION

TRADE
ESSENTIALS

HI-MACS

ESSASTONE





STOCK AVAILABILITY ⊕ STOCKED IN EVERY STATE ■ EX. SYDNEY AND MELBOURNE WITH SELECT ITEMS ALSO STOCKED IN OTHER DC'S ■ EX. MELBOURNE ❖ MADE TO ORDER

APPLICATION	STRENGTH	PRODUCT TYPE	BOND	GRADE	SPECIES	THICKNESS (MM)	SHEET SIZE (MM)	PROD CODE	PACK SIZE	STOCKED IN
STRUCTURAL	F11	Tongue & Groove Structural Flooring Manufactured to AS/NZS 2269	A Bond	C/D	Pine	15	2400 x 1200	969789	31	☐
							2700 x 1200	969790	31	■
						17	2700 x 1200	963604	32	■
							2700 x 1200	984730	32	■
						19	2400 x 1200	963933	28	■
							2700 x 1200	963605	28	■
	2700 x 1200	963934	28	■						
		2700 x 1200	984010	24	■					
	F17	Formply	A Bond	Coated	Black Mixed	17	2400 x 1200	986655	43	⊕
	F22	Bracing Hardwood Manufactured to AS/NZS 2269	A E0 Glueline	D/D	Mixed Species	4	2440 x 1200	948433	150	☐
							2440 x 900	948432	150	■
							2745 x 1200	948435	150	☐
							2745 x 900	948434	150	■
							3050 x 1200	963936	150	☐
			3050 x 900	963935	150	■				
		H2S Termite Treated Hardwood Bracing Manufactured to AS/NZS 2269	A E0 Glueline	D/D	Mixed Species	4	2440 x 1200	963588	150	■
							2440 x 900	963587	150	■
							2745 x 1200	963591	150	☐
							2745 x 900	963590	150	■
	3050 x 1200						963593	150	■	
		3050 x 900	963592	150	■					
	F8	Pine Bracing Manufactured to AS/NZS 2269	A Bond	D/D	Pine	7	2440 x 900	965856	75	■
							2745 x 1200	965858	75	☐
							2745 x 900	965857	75	■
		Structural Plywood Manufactured to AS/NZS 2269	A E0 glueline	C/D	Pine	7	2400 x 1200	979133	140	☐
							2400 x 1200	969782	140	☐
						9	2400 x 1200	979134	108	☐
							2400 x 1200	969783	108	⊕
						12	2400 x 1200	979135	80	☐
							2400 x 1200	969784	80	⊕
						15	2400 x 1200	979136	65	☐
							2400 x 1200	969785	65	⊕
18						2400 x 1200	979138	54	☐	
						2400 x 1200	969786	54	⊕	
21						2400 x 1200	969787	22	■	
						2400 x 1200	979141	39	☐	
25	2400 x 1200	969788	19	☐						

LAMINEX

FORMICA

SURROUND
BY LAMINEX

FUSION

TRADE
ESSENTIALS

HI-MACS

ESSASTONE





STOCK AVAILABILITY + STOCKED IN EVERY STATE ■ EX. SYDNEY AND MELBOURNE WITH SELECT ITEMS ALSO STOCKED IN OTHER DC'S ■ EX. MELBOURNE + MADE TO ORDER

Laminate HPL

TYPE	COLOUR DESCRIPTION	FINISH	SUBSTRATE	THICKNESS (MM)	SHEET SIZE (MM)	FACE	PROD CODE	PACK SIZE	STOCKED IN
THIN LAMINATES	Black	T	NON POSTFORMING	0.6	2440 x 1220	SS	879484	1	■
		T	NON POSTFORMING	0.6	3050 x 1300	SS	879485	1	■
	White	T	NON POSTFORMING	0.6	2440 x 1220	SS	879479	1	■
		T	NON POSTFORMING	0.6	3050 x 1300	SS	879480	1	+
		U	NON POSTFORMING	1.2	2440 x 1220	SS	881569	1	■

Edging

TYPE	COLOUR DESCRIPTION	FINISH	WIDTH (MM)	THICKNESS (MM)	ROLL SIZE (M)	PROD CODE	STOCKED IN
ABS EDGING	TE White	S	21	1	200	877283	■
		ST	21	1	200	779982	+
			29	1	100	946289	■
	TE White New	ST	19	1	200	961817	■
			21	1	200	958181	■
		S	22	1	100	958182	■

Other Products

TYPE	SUBSTRATE	THICKNESS (MM)	SIZE	FACE	COLOUR DESCRIPTION	FINISH	PROD CODE	PACK SIZE	STOCKED IN
Adhesive - Cleaner	CLEANER	N/A	20lt	NONE	Adhesive Cleaner	U	700421		■
			20lt	NONE	Edgestrip Adhesive Cleaner	U	786041		■
Adhesive - Contact	CLEAR	N/A	20lt	NONE	Adhesive Contact Sprayable	U	700483		+
	RED		20lt	NONE	Adhesive Contact Sprayable	U	700485		■
Adhesive - Wet Panel	CLEAR	N/A	300ml	NONE	Adhesive Wet Panel	U	716106		■
Vinyl Mouldings	MDF	18	3.6mt x 42mm x 18mm	SS	Vinyl Mouldings	VN	813685	480	+
Primed Pencil Moulding	MDF MR	12	5.4mt x 67mm x 12mm	NONE	Undercoat Mouldings	PR	707790	256	+
		18	5.4mt x 67mm x 18mm	NONE	Undercoat Mouldings	PR	713427	192	■
Primed Single Bevel Moulding	MDF MR	12	5.4mt x 92mm x 18mm	NONE	Undercoat Mouldings	PR	713413	168	■
			5.4mt x 42mm x 12mm	NONE	Undercoat Mouldings	PR	713431	420	+
		18	5.4mt x 67mm x 12mm	NONE	Undercoat Mouldings	PR	713798	256	■
Primed Splayed Moulding	MDF MR	18	5.4mt x 67mm x 18mm	NONE	Undercoat Mouldings	PR	701076	192	+
			5.4mt x 92mm x 18mm	NONE	Undercoat Mouldings	PR	713407	192	+
Primed Square Dressed Moulding	MDF MR	18	5.4mt x 92mm x 18mm	NONE	Undercoat Mouldings	PR	713330	168	+
			5.4mt x 100mm x 18mm	NONE	Undercoat Mouldings	PR	761566	120	■
			5.4mt x 110mm x 18mm	NONE	Undercoat Mouldings	PR	705242	120	+
			5.4mt x 130mm x 18mm	NONE	Undercoat Mouldings	PR	746792	96	■
			5.4mt x 140mm x 18mm	NONE	Undercoat Mouldings	PR	740400	192	+
Primed 25mm Bullnose Moulding	MDF MR	18	5.4mt x 67mm x 18mm	NONE	Undercoat Mouldings	PR	707150	96	■
PVC Panels	NS	12	2440mm x 1220mm	NONE	TE White	U	973953	33	■
		16	2440mm x 1220mm	NONE	TE White	U	958385	25	+
		18	2440mm x 1220mm	NONE	TE White	U	972988	22	+

LAMINEX

FORMICA

SURROUND BY LAMINEX

FUSION

TRADE ESSENTIALS

HI-MACS

ESSASTONE



FINISHES LEGEND: DT Decortext F Flint G Gloss MT Matt P Pearl S Satin T Texture U No Finish V Velvet

Visually seamless surfaces

HI-MACS® is a delicate composition of acrylic, minerals and natural pigments that combine to create a smooth, non-porous, thermoformable and visually seamless surface.

HI-MACS® is now exclusively distributed by Laminex. An expanded palette of 66 colours is available, curated for contemporary Australian design trends. This includes 36 brand new colours, never launched in Australia as well as a sinks & basins range.

Acrylic Solid Surfaces	99	Accessories	101
Sinks and Basins	101		



Become an Accredited HI-Macs Fabricator:

Hi-Macs is sold exclusively to our network of accredited fabricators. To register your interest in becoming an accredited Hi-Macs fabricator, visit <https://www.laminex.com.au/brands/hi-macs/register-your-interest-form>

For more information visit: [himacs.com.au](https://www.himacs.com.au)





STOCK AVAILABILITY EX. SYDNEY AND PERTH WITH SELECT ITEMS ALSO STOCKED IN OTHER DC'S EX. SYDNEY

TYPE	COLOUR DESCRIPTION	COLOUR CODE	FINISH CODE	THICKNESS (MM)	SHEET SIZE (MM)	PROD CODE	PACK SIZE	STOCKED IN	CUT SHEET OPTIONS AVAILABLE			COLOUR DESCRIPTION	COLOUR CODE	ADHESIVES				
									915MM × 760MM	1835MM × 760MM	2760MM × 760MM			45ML		250ML		
														PROD CODE	PACK SIZE	PROD CODE	PACK SIZE	
ACRYLIC GROUP A	Almond	S002	U	12	3680 × 760	991504	15	■	992151	992081	992013	Peanut	AH04	991739	30			
	Alpine White	S028	U	6	2490 × 760	991496	30	□				Alpine White	AH16	991755	30	991776	12	
				12	3680 × 760	991498	15	□	992145	992075	992007	Alpine White	AH16	991755	30	991776	12	
						3680 × 1350	991566	12	■	992145	992075	992007	Alpine White	AH16	991755	30	991776	12
	Artic White	S006	U	12	3680 × 760	991499	15	□	992146	992076	992008	Arctic White	AH02	991737	30	991777	12	
	Cream	S009	U	12	3680 × 760	991505	15	■	992152	992082	992014	Creemy	AH121	991747	30			
	Diamond White	S034	U	12	3680 × 760	991500	15	□	992147	992077	992009	Diamond White	AH113	991744	30			
	Ivory White	S029	U	12	3680 × 760	991501	15	■	992148	992078	992010	Ivory	AH32	991763	30			
	Nougat Cream	S201	U	12	3680 × 760	991502	15	■	992149	992079	992011	Cream	AH20	991759	30			
Satin White	S001	U	12	3680 × 760	991503	15	■	992150	992080	992012	Satin White	AH01	991736	30				
ACRYLIC GROUP B	Ultra Alpine White	S928	U	12	3680 × 760	993053	15	■				Alpine White	AH16	991755	30	991776	12	
ACRYLIC GROUP C	Arctic Granite	G034	U	12	3680 × 760	991508	15	□	992155	992085	992017	Silver	AH36	991766	30	991778	12	
	Banana	S026	U	12	3680 × 760	991509	15	■	992156	992086	992018	Banana	AH17	991756	30			
	Black	S022	U	12	3680 × 760	991510	15	■	992157	992087	992019	V/Black	AH45	991768	30			
	Black Pearl	G010	U	12	3680 × 760	991524	15	□	992171	992103	992034	Black	AH07	991740	30			
	Candy White	G235	U	12	3680 × 760	991525	15	■	992172	992104	992035	Candy White	AH24	991762	30			
	Clay	G114	U	12	3680 × 760	991527	15	■	992174	992106	992037	Clay	AH62	991772	30			
	Cloud Concrete	G557	U	12	3680 × 760	991520	15	■	992167	992097	992029	Cloud	AH132	991751	30			
	Concrete Grey	S103	U	12	3680 × 760	991511	15	■	992158	992088	992020	Concrete Grey	AH53	991769	30			
	Crystal Beige	G101	U	12	3680 × 760	991529	15	■	992176	992108	992039	Satin White	AH01	991736	30			
	Darjeeling	G136	U	12	3680 × 760	991530	15	■	992177	992109	992040	Pebble Pearl	AH58	991771	30			
	Firey Red	S025	U	12	3680 × 760	991513	15	■	992160	992090	992022	Red	AH18	991757	30			
	Grey	S005	U	12	3680 × 760	991514	15	■	992161	992091	992023	Grey	AH03	991738	30			
	Light Green	S212	U	12	3680 × 760	991515	15	■	992162	992092	992024	Light Green	AH56	991770	30			
	Lunar Sand	G108	U	12	3680 × 760	991531	15	■	992178	992110	992041	Silver	AH36	991766	30	991778	12	
	Mazarin Blue	S107	U	12	3680 × 760	991516	15	■	992163	992093	992025	Mazarine Blue	AH102	991742	30			
	Opal	S302	U	12	3680 × 760	991506	15	■	992153	992083	992015	Opal	AT02	991774	30			
	Orange	S027	U	12	3680 × 760	991517	15	■	992164	992094	992026	Orange	AH19	991758	30			
	Pebble Pearl	G107	U	12	3680 × 760	991532	15	■	992179	992111	992042	Pebble Pearl	AH58	991771	30			
	Perna Black	P004	U	12	3680 × 760	991533	15	■	992180	992112	992043	Black	AH07	991740	30			
	Perna White	P001	U	12	3680 × 760	991534	15	■	992181	992113	992044	Perna White	AH21	991760	30			
	Ruby	S304	U	12	3680 × 760	991507	15	■	992154	992084	992016	Ruby	AT04	991775	30			
	Sand White	G194	U	12	3680 × 760	991536	15	■	992183	992115	992046	Arctic White	AH02	991737	30	991777	12	
	Sea Oat Quartz	G038	U	12	3680 × 760	991537	15	■	992184	992116	992047	Mikeno	AH44	991767	30			
	Snow Concrete	G556	U	12	3680 × 760	991521	15	■	992168	992098	992030	Arctic White	AH02	991737	30	991777	12	
Steel Concrete	G555	U	12	3680 × 760	991522	15	□	992169	992099	992032	Pantheon	AH114	991745	30				

FINISHES LEGEND: MS Matt Satin U No Finish

LAMINEX

FORMICA

SURROUND BY LAMINEX

FUSION

TRADE ESSENTIALS

HI-MACS

ESSASTONE





STOCK AVAILABILITY EX. SYDNEY AND PERTH WITH SELECT ITEMS ALSO STOCKED IN OTHER DC'S EX. SYDNEY

TYPE	COLOUR DESCRIPTION	COLOUR CODE	FINISH CODE	THICKNESS (MM)	SHEET SIZE (MM)	PROD CODE	PACK SIZE	STOCKED IN	CUT SHEET OPTIONS AVAILABLE			COLOUR DESCRIPTION	COLOUR CODE	ADHESIVES			
									915MM × 760MM	1835MM × 760MM	2760MM × 760MM			45ML		250ML	
														PROD CODE	PACK SIZE	PROD CODE	PACK SIZE
ACRYLIC GROUP C	Steel Grey	S109	U	12	3680 × 760	991518	15	■	992165	992095	992027	Steel Grey	AH101	991741	30		
	Suede	S121	U	12	3680 × 760	991519	15	■	992166	992096	992028	Beige	AH126	991750	30		
	Urban Concrete	G554	U	12	3680 × 760	991523	15	■	992170	992100	992033	Pearl Grey	AH22	991761	30		
	Whinstone	G115	U	12	3680 × 760	991538	15	■	992185	992117	992048	Whinstone	AH63	991773	30		
ACRYLIC GROUP D	Andromeda	T017	U	12	3680 × 760	991550	15	□	992196	992128	992059	Alpine White	AH16	991755	30	991776	12
	Gemini	VW01	U	12	3680 × 760	991547	15	□	992193	992125	992056	Silver	AH36	991766	30	991778	12
	Ice Queen	W001	U	12	3680 × 760	991541	15	□	992187	992119	992050	Alpine White	AH16	991755	30	991776	12
	Intense Ultra Black	S922U	U	12	3680 × 760	991544	15	□	992190	992122	992053	Intense Black	AH134	991752	30		
	Intense Ultra Dark Grey	S924U	U	12	3680 × 760	991545	15	■	992191	992123	992054	Intense Dark Grey	AH135	991753	30		
	Intense Ultra Grey	S923U	U	12	3680 × 760	991546	15	■	992192	992124	992055	Concrete Grey	AH53	991769	30		
	Moon Dusk	W022	U	12	3680 × 760	991542	15	■	992188	992120	992051	Pantheon	AH114	991745	30		
	Morning Calm	W021	U	12	3680 × 760	991543	15	■	992189	992121	992052	Pebble Pearl	AH58	991771	30		
	Santa Ana	VA01	U	12	3680 × 760	991549	15	■	992195	992127	992058	Grey	AH03	991738	30		
ACRYLIC GROUP E	Ancona	M423	U	12	3680 × 760	991556	15	■	992202	992134	992065	Semi Trans	AH123	991748	30		
	Aurora Bianco	M606	U	12	3680 × 760	991551	15	■	992197	992129	992060	Arctic White	AH02	991737	30	991777	12
	Aurora Cream	M607	U	12	3680 × 760	991552	15	■	992198	992130	992061	Aurora Grey	AH139	991754	30		
	Aurora Pavia	M603	U	12	3680 × 760	991553	15	■	992199	992131	992062	Perna White	AH21	991760	30		
	Aurora Sanremo	M605	U	12	3680 × 760	991555	15	■	992201	992133	992064	Dark	AH35	991765	30		
	Aurora Torano	M601	U	12	3680 × 760	991554	15	■	992200	992132	992063	Arctic White	AH02	991737	30	991777	12
	Chic Concrete	M551	U	12	3680 × 760	991557	15	■	992203	992135	992066	Pantheon	AH114	991745	30		
	Ebony Concrete	M553	U	12	3680 × 760	991558	15	□	992204	992136	992067	Colosseum	AH115	991746	30		
	Ispani	M428	U	12	3680 × 760	991559	15	■	992205	992137	992068	Silver	AH36	991766	30	991778	12
	Naples	M904	U	12	3680 × 760	991562	15	■	992208	992140	992071	Marta Grey	AH107	991743	30		
Shadow Concrete	M552	U	12	3680 × 760	991563	15	■	992209	992141	992072	Marta Grey	AH107	991743	30			

LAMINEX

FORMICA

SURROUND BY LAMINEX

FUSION

TRADE ESSENTIALS

HI-MACS

ESSASTONE



FINISHES LEGEND: MS Matt Satin U No Finish



STOCK AVAILABILITY EX. SYDNEY AND PERTH WITH SELECT ITEMS ALSO STOCKED IN OTHER DC'S EX. SYDNEY

TYPE	DESCRIPTION	CODE	SIZE (MM)	FINISH CODE	PROD CODE	STOCKED IN
SINKS & BASINS WITH OVERFLOW	Wide Under Mount With Overflow	CB402A	400 x 280 x 120	MS	993350	❖
	Round Under Mount With Overflow	CB422A	422 x 376 x 156	MS	993352	❖
	Oval Under Mount With Overflow	CB465A	465 x 411 x 176	MS	993354	❖
	Wide Under Mount With Overflow	CB483A	480 x 320 x 121	MS	993356	❖
	Rectangle Under Mount W Overflow	CB502A	500 x 280 x 120	MS	993358	❖
	Large Under Mount W Overflow	CB503A	500 x 320 x 106	MS	993359	❖
	Long Bowed U'Mount W Overflow	CB753A	750 x 320 x 120	MS	993366	❖
	Small Narrow U'Mount W Overflow	CS203A	200 x 300 x 158	MS	993390	❖
	Mid Narrow U'Mount W Overflow	CS204A	250 x 350 x 162	MS	993391	❖
	Small Narrow U'Mount W Overflow	CS325RA	202 x 365 x 144	MS	993372	❖
	Square Mid Deep U'Mount W OFlo	CS325SA	365 x 365 x 184	MS	993393	❖
	Narrow Square U'Mount W Overflow	CS354A	350 x 400 x 196	MS	993395	❖
	Small Square U'Mount W Overflow	CS398SA	448 x 448 x 226	MS	993386	❖
	Square Deep U'Mount W Overflow	CS400SA	440 x 400 x 325	MS	993374	❖
	Square Squat U'Mount W Overflow	CS404A	400 x 400 x 196	MS	993396	❖
	Square Deep Rnd Corner W Overflow	CS449RLA	489 x 415 x 240	MS	993377	❖
	Rectangle U'Mount W Overflow	CS449RSA	489 x 325 x 184	MS	993380	❖
		CS453A	450 x 350 x 210	MS	993398	❖
	Mid Square U'Mount W Overflow	CS454A	450 x 400 x 196	MS	993387	❖
		CS490DA	550 x 430 x 214	MS	993401	❖
	Square Small U'Mount W Overflow	CS490RA	540 x 420 x 214	MS	993381	❖
	Large Squat U'Mount W Overflow	CS504A	500 x 400 x 196	MS	993402	❖
	Large Square U'Mount W Overflow	CS528RA	578 x 400 x 198	MS	993384	❖
	Wide Undermount With Overflow	CS604A	600 x 400 x 196	MS	993405	❖
Extra Wide Undermount W Overflow	CS704A	700 x 400 x 198	MS	993408	❖	
TOP MOUNT SINKS & BASINS	Round Top Mount No Overflow	CB330C	370 x 368 x 130	MS	993346	❖
	Square Top Mount No Overflow	CB330S	370 x 370 x 130	MS	993348	❖
	Wide Top Mount No Overflow	CB540R	580 x 370 x 130	MS	993347	❖
UNDERMOUNT SINKS & BASINS	Wide Under Mount No Overflow	CB402	400 x 280 x 120	MS	993349	■
	Round Under Mount No Overflow	CB422	422 x 376 x 156	MS	993351	■
	Oval Under Mount No Overflow	CB465	465 x 411 x 176	MS	993353	■
	Wide Under Mount No Overflow	CB483	480 x 320 x 121	MS	993355	❖
	Rectangle Under Mount No Overflow	CB502	500 x 280 x 120	MS	993357	■
	Large Under Mount No Overflow	CB503	500 x 320 x 106	MS	993360	■
	Long Undermount W Overflow	CB523	520 x 320 x 78	MS	993361	❖
	Long Narrow U'Mount NoOverflow	CB602	600 x 280 x 120	MS	993362	■
	Long Narrow U'Mount W Overflow	CB602A	600 x 280 x 120	MS	993363	❖
	Baby Bath Under Mount No Overflow	CB680	751 x 471 x 172	MS	993345	■

TYPE	DESCRIPTION	CODE	SIZE (MM)	FINISH CODE	PROD CODE	STOCKED IN
UNDERMOUNT SINKS & BASINS	Long Bowed U'Mount No Overflow	CB753	750 x 320 x 120	MS	993365	❖
	Small Narrow U'Mount No Overflow	CS203	200 x 300 x 158	MS	993389	❖
	Mid Narrow U'Mount No Overflow	CS204	250 x 350 x 162	MS	993392	■
	Small Narrow U'Mount No Overflow	CS325R	202 x 365 x 144	MS	993371	❖
	Square Mid Deep U'Mount No OFI	CS325S	365 x 365 x 184	MS	993373	❖
	Narrow Square U'Mount No Overflow	CS354	350 x 400 x 196	MS	993394	❖
	Small Square U'Mount No Overflow	CS398S	448 x 448 x 226	MS	993385	❖
	Square Deep U'Mount No Overflow	CS400S	440 x 440 x 325	MS	993375	■
	Square Squat U'Mount No Overflow	CS404	400 x 400 x 196	MS	993397	■
	Square Deep Tight Corner No OF	CS449RL	489 x 415 x 240	MS	993376	■
	Rectangle U'Mount No Overflow	CS449RS	489 x 325 x 184	MS	993379	❖
		CS453	450 x 350 x 210	MS	993399	❖
	Mid Square U'Mount No Overflow	CS454	450 x 400 x 196	MS	993400	❖
	Square Small U'Mount No Overflow	CS490R	540 x 420 x 214	MS	993382	❖
	Large Squat U'Mount No Overflow	CS504	500 x 400 x 196	MS	993403	■
	Large Square U'Mount No Overflow	CS528R	578 x 400 x 198	MS	993383	❖
	Wide Undermount No Overflow	CS604	600 x 400 x 196	MS	993406	■
	Extra Wide Undermount No Overflow	CS704	700 x 400 x 198	MS	993407	❖
	Wide Double U'Mount No Overflow	CS824D	874 x 450 x 218	MS	993409	■
	PLUG & WASTE	Covered Basket Waste	CBWSTE		U	993460
Pop Up Basin Waste		PBWSTE		U	993458	■
Standard Basin Waste		SBWSTE		U	993459	■

Accessories

TYPE	SUBSTRATE	SIZE (ML)	PROD CODE	STOCKED IN
HI-MACS ACCESSORIES	BONDING TAPE	45ml	992962	■
	GLUE TIP	45ml x 10pk	991781	■
		250ml x 10pk	991782	■
	GUN CARTRIDGE	45ml	991779	■
250ml		991780	■	

FINISHES LEGEND: MS Matt Satin U No Finish

LAMINEX

FORMICA

SURROUND BY LAMINEX

FUSION

TRADE ESSENTIALS

HI-MACS

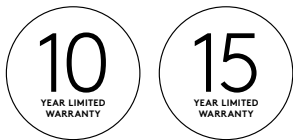
ESSASTONE



Finishes so beautiful, they're a masterpiece

Immaculately designed, Essastone® encapsulates the superior functionality of engineered stone with finishes so beautiful, they're a work of art. Essastone is ideal for benchtops, splashbacks, vanities and feature walls.

Engineered Stone 103



A 10 year warranty applies to Standard and Deluxe ranges.
A 15 year warranty applies to Premium, Luxury and Ultimate decors.

For more information visit: www.laminex.com.au/brands/essastone





STOCK AVAILABILITY ⊕ STOCKED IN EVERY STATE EXCEPT SA* ⊖ EX. SYDNEY AND MELBOURNE WITH SELECT ITEMS ALSO STOCKED IN OTHER DC'S ■ EX. MELBOURNE ⊕ MADE TO ORDER

TYPE	COLOUR DESCRIPTION	FINISH	THICKNESS (MM)	SHEET SIZE (MM)	PROD CODE	PACK SIZE	STOCKED IN
1 STANDARD	New Calcite	G	20	3050 × 1440	403427	1	⊕
				3200 × 1600	403436	1	⊕
	New Chalkstone	G	20	3050 × 1440	403429	1	⊕
				3200 × 1600	403437	1	⊕
	New Lava Black	G	20	3050 × 1440	403434	1	⊕
				3200 × 1600	403444	1	⊕
	New Nickel	G	20	3050 × 1440	403432	1	⊕
				3200 × 1600	403441	1	⊕
	New Silica	G	20	3050 × 1440	403428	1	⊕
				3200 × 1600	403435	1	⊕
	New Zinc	G	20	3050 × 1440	403430	1	⊕
				3200 × 1600	403438	1	⊕
2 DELUXE	Light Concrete	G	20	3200 × 1600	403439	1	⊕
	New Crystallite	G	20	3200 × 1600	403440	1	⊕
	New Pure Cloud	G	20	3200 × 1600	403443	1	⊕
	Vena Grigia	G	20	3200 × 1600	403445	1	⊕
	Warm Concrete	G	20	3200 × 1600	403442	1	⊕
3 PREMIUM	Ash Concrete	MT	20	3250 × 1600	987260	1	⊕
	Concrete Pezzato	WD	20	3200 × 1550	979054	1	⊕
	Fino Venato	G	20	3300 × 1650	999589	1	⊕
	Milano Venato	G	20	3200 × 1640	985706	1	⊕
	Perla Venato	G	20	3200 × 1640	985708	1	⊕
White Concrete	MT	20	3250 × 1600	987261	1	⊕	
4 LUXURY	Caolino	G	20	3250 × 1600	987263	1	⊕
		MT	20	3250 × 1600	987264	1	⊕
	Carrara	G	20	3250 × 1600	987265	1	⊕
		MT	20	3250 × 1600	987266	1	⊕
	Grigio Novello	G	20	3200 × 1640	985712	1	⊕
	Luna Concrete	WD	20	3200 × 1550	985716	1	⊕
Marmo Bianco	G	20	3200 × 1640	985710	1	⊕	
5 ULTIMATE	Unique Calacatta	G	20	3250 × 1600	982753	1	⊕
		HN	20	3250 × 1600	982754	1	⊕

LAMINEX

FORMICA

SURROUND
BY LAMINEX

FUSION

TRADE
ESSENTIALS

HI-MACS

ESSASTONE



FINISHES LEGEND: G Gloss HN Honed I Igneous MT Matt WD Weathered

Note: All non-gloss, black and textured surfaces require additional care and cleaning to maintain stain and scratch resistance. * SA orders serviced via VIC warehouse.

Visit us

For location of your closest showroom or more information visit laminex.com.au

Product sample

For a sample visit laminex.com.au

Call Us

For trade enquiries **132 136**

Follow Us

 facebook.com/Laminexau

 au.pinterest.com/Laminexau

 instagram.com/Laminexau

 youtube.com/Laminexau

Laminex is marketed and distributed by Laminex Group Pty Limited ABN 98 004 093 092, trading as Laminex.

LNX2086 05/2023

Laminex®



SURROUND
by Laminex™

-FUSION™

trade essentials®

HI-MACS®
Acrylic Solid Surface

essastone®