

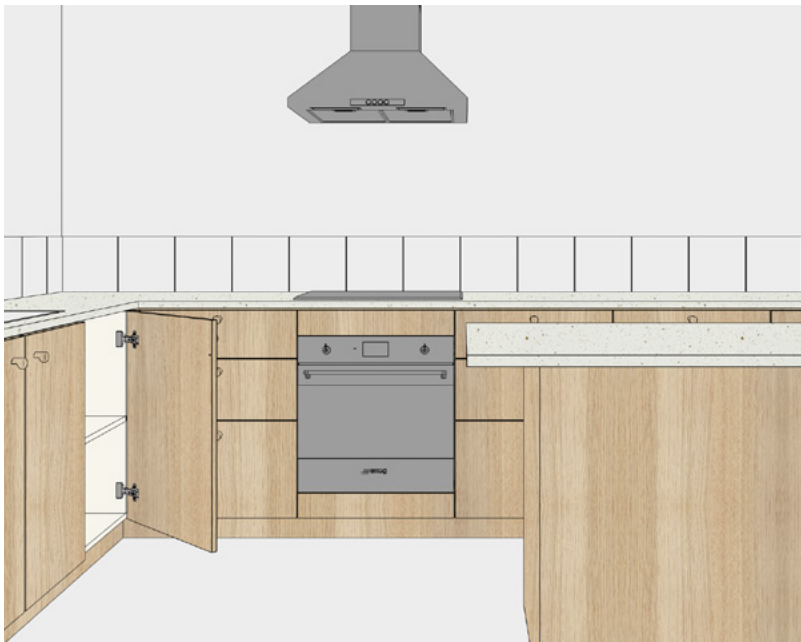


Your selected kitchen

Island: Light tone

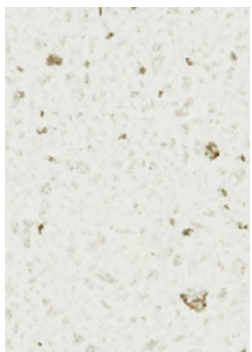
Not only does an island bench open up a kitchen for increased socialising, eating, prepping, and cooking room, it also makes a strong style statement. Create a streamlined island that provides extra storage with shelves and deep bottom drawers.

Use this guide as a starting point to bring your kitchen to life.



Design tips


Create an airy feel to your kitchen using warm white walls to bring out natural light, and timber flooring to mirror Natural Oak cabinetry. Bring out Cocoa Sand's various tones and colours by grouting tiles in a matching shade. Warm White on the cabinetry interior gives even more freshness to the space and a pop of surprise.



Benchtop
Cocoa Sand



Cabinetry
Natural Oak



Cabinetry Interior
Warm white

Swatches

A nature-inspired combination of tones, including textures of woodgrain and stone, create a crisp and contemporary space.

Order your free swatches at formica.com.au