

Laminex®

NEW

Architectural Panels Wall & Ceiling



A smarter, faster way to do timber battens.

A range of prefinished wall and ceiling panels designed to make an impact wherever they are used.

Available in three linear profiles from a selection of Laminex Woodgrain décors, beautiful, architectural details and spaces can be achieved via an innovative installation system.

Balancing productivity and aesthetic appeal, this new system provides an efficient solution for your next project with up to 3 x faster installation on walls, leaving you with seamless results from walls to ceilings and joinery.



Made in Australia

Laminex® Architectural Panels

Design and Colour Integration

Featuring Laminex woodgrain décors in batten or planked designs, achieve seamless colour integration through a project from walls to ceilings and joinery. Note: Architectural Panels are not suitable for cabinetry.

Fast & Easy Wall Installation

The unique wall panel joining system InvisiLock™ provides three times faster installation* for an efficient and productive solution that is seamless and easy to install with standard tools and fixings.

Designed for standard ceiling systems

Elevate ceilings with a solution designed to fit standardised grid systems including direct-fix panels and drop-in suspension systems. The large-format ceiling panels feature removable tongue-and-groove joints, enabling design versatility for a variety of panel layouts.


Long lasting durability

Designed with scratch, stain and impact resistance to withstand the wear and tear of commercial environments.


The designs of the Laminex Architectural Panels range are protected by Australian Design Registrations.

The Range


Laminex® Décors




Raw Birchply




Classic Oak




Sublime Teak



Planked Urban Oak



Danish Walnut



Blackened Legno


Select a Profile



Batten 40



Batten 60



VGroove 100

Please note all decors are accented with a black shadowline. Laminex Sublime Teak is also available with a natural shadowline.

Range Summary

Panel Type	Profile	Effective Width	Thickness	Weight/Panel	Fire Rating	Joining System	Minimum Order Quantity
Wall Panels	Batten 40	3000x560mm	16mm	19.3kg	Group 3	InvisiLock™	2
	Batten 60	3000x540mm	16mm	19.0kg	Group 3	InvisiLock™	2
	VGroove 100	3000x500mm	16mm	17.8kg	Group 3	InvisiLock™	2
Ceiling Panels	Batten 40	2400x560mm	12mm	13.0kg	Group 2	Tongue & Groove	2
	Batten 60	2400x540mm	12mm	12.7kg	Group 2	Tongue & Groove	2
	VGroove 100	2400x500mm	12mm	12.0kg	Group 2	Tongue & Groove	2
Ceiling Tiles	Batten 40	1195x595mm	12mm	6.9kg	Group 2	-	5
	Batten 60	1195x595mm	12mm	7.0kg	Group 2	-	5
	VGroove 100	1195x595mm	12mm	7.1kg	Group 2	-	5

*Than individual timber batten products

Please contact your Laminex Representative for more information.

Laminex® products are manufactured, marketed and distributed by Laminex Group Pty Limited ABN 98 004 093 092, trading as Laminex. In some cases, Laminex uses computer generated imagery (CGI) to provide graphical representations of our products. Colours and finishes for all imagery and swatches may vary due to paper, printing processes and lighting. For an accurate representation of the product, please view a physical sample. Please obtain a copy of the terms and conditions of the Laminex Limited Warranty from laminex.com.au. This warranty is in addition to any rights that may exist under the Australian Consumer Law. Laminex®.

Laminex®