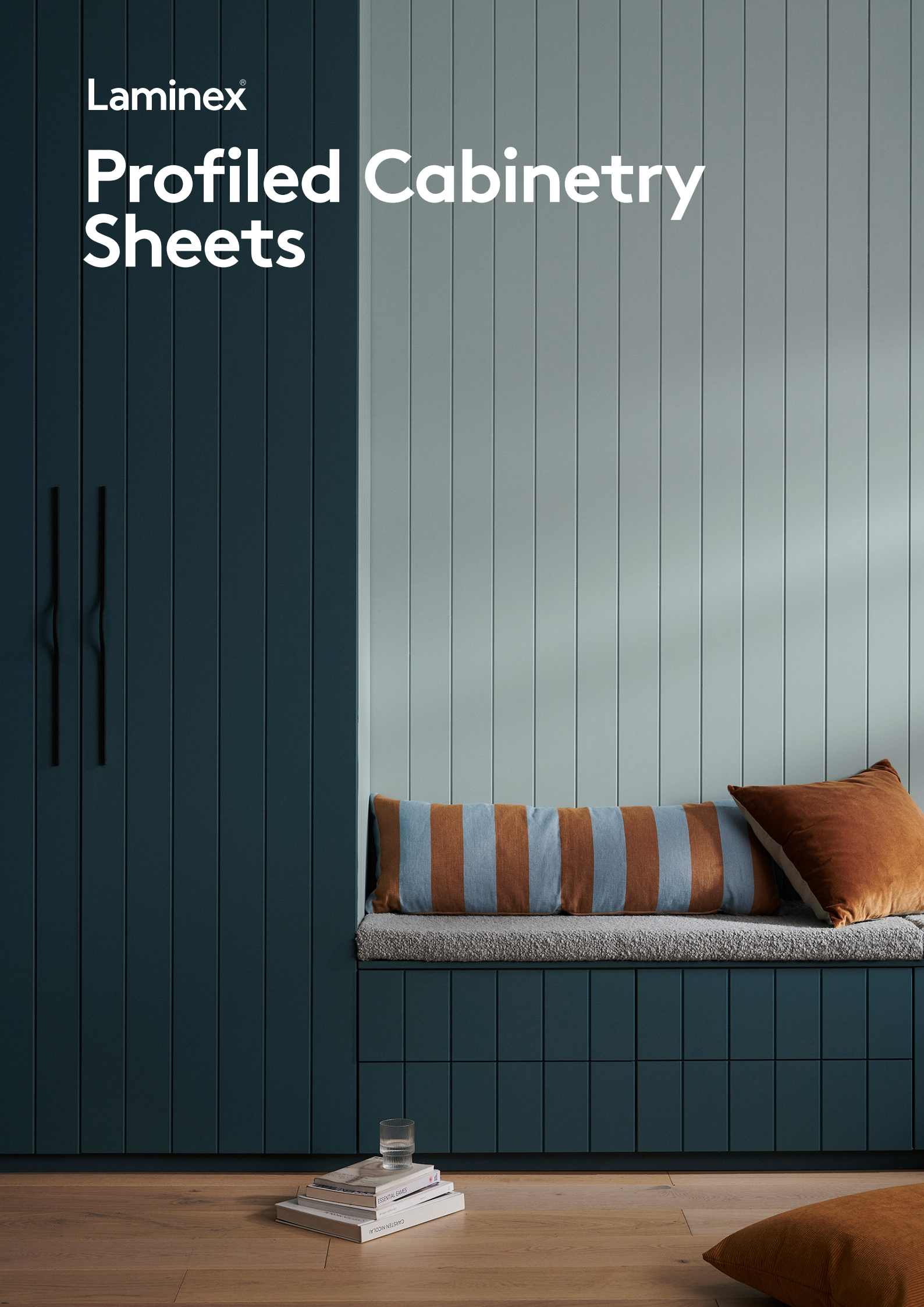


Laminex®

Profiled Cabinetry Sheets




Introducing Laminex Profiled Cabinetry Sheets

Laminex Profiled Cabinetry Sheets are a contemporary, design-led solution to add texture and interest to any interior space.

The range is designed to work with

SURROUND
by Laminex™



The very latest in cabinetry solutions, this range of profiled sheets are ready to cut to size, paint and install.

Contemporary Design

From timeless vertical designs to contemporary scallops and soft undulating curves, add a personal touch to cabinetry with textural interest. The sheets are designed to seamlessly integrate spaces with popular Surround By Laminex Decorative Wall Panels.

Pre-Profiled Sheets

Save time and money with a range of profiled cabinetry sheets that are delivered, ready to cut to size, lightly sand, paint and install. You can easily offer your customers the latest in design trends without investing in expensive tooling and equipment.

High Grade Medium Density Fibreboard

Manufactured using high-grade ultracraft substrate, Laminex Profiled Cabinetry Sheets are stain and impact-resistant, robust and high-performing, making them ideal for any space from the kitchen, bathroom and laundry, to the playroom, bedrooms and hallway.

Proudly Made in Australia

All Laminex Profiled products are proudly manufactured in Australia by Laminex using environmentally sustainable timbers that support national employment and the economy.



Joinery uses **Laminex Profiled Cabinetry Sheets – Demi Round 20** painted in Dulux Manila.

The Range.

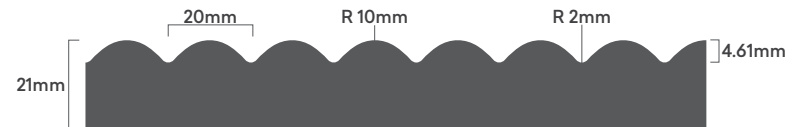

Classic VJ 50



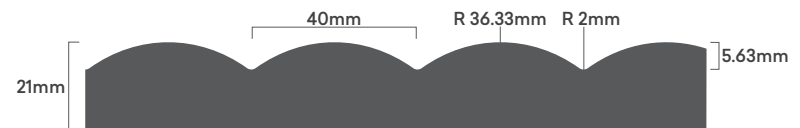
Classic VJ 100



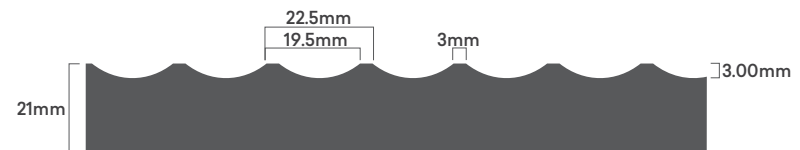
Demi Round 20



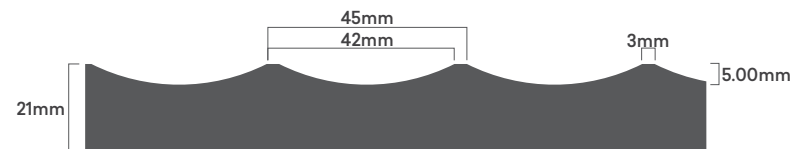
Demi Round 40



Scallop 22.5



Scallop 45



Sizing

| Profile | Sizes | | Dimensions | |
|----------------|-------------|-------------|-----------------------------|----------------|
| | 2400 x 1200 | 3600 x 1200 | Weight (kg/m ²) | Thickness (mm) |
| Classic VJ 50 | 407865 | 407866 | 16.7 | 21 |
| Classic VJ 100 | 407867 | 407868 | 17.0 | 21 |
| Demi Round 20 | 407846 | 407858 | 16.0 | 21 |
| Demi Round 40 | 407859 | 407860 | 15.9 | 21 |
| Scallop 22.5 | 407861 | 407862 | 16.7 | 21 |
| Scallop 45 | 407863 | 407864 | 16.1 | 21 |

Finish



Raw Face
Satin Backer

Technical Information.

Hinged Door and Sheet Size Recommendations

See recommended hinge quantity recommendations in the relevant Technical Data Sheet. You can obtain a copy of applicable Warranties and Technical Datasheets at: laminex.com.au

| | | Width | | | | | |
|--------|------------|---|---------|---|----------|-----------|-----------|
| | | Up to 450 | 450-600 | 601-800 | 801-1000 | 1001-1100 | 1101-1200 |
| Height | 2101-2400 | Recommended range for single, <u>hinged</u> panel/door. | | Fixed panels (held flat i.e barbacks or fridge panels, etc) available from entire grey section. | | | |
| | 1801-2100 | | | | | | |
| | Up to 1800 | | | | | | |

*Doors are recommended to be split where possible. 2400mm tall doors require 6 hinges.

Technical and warranty Information

All technical information including Availability Guides, SDS, Technical Data Sheets, Fabrication & Installation Guide and Warranties are located at **laminex.com.au**

Laminex Profiled Cabinetry Sheets have a seven year warranty.

The designs of the Laminex Profiled Cabinetry Sheets range are protected by Australian Design Registrations.

Visit us

For location of your closest showroom or more information visit **laminex.com.au**

Call Us

For trade enquiries **132 136**

Follow Us

 facebook.com/LaminexAU

 au.pinterest.com/LaminexAU

 instagram.com/LaminexAU

 youtube.com/LaminexAU

Laminex



Scan QR code for more information.